




Calsonic Kansei

Driven by Inspiration and Innovation

Environmental Report 2014





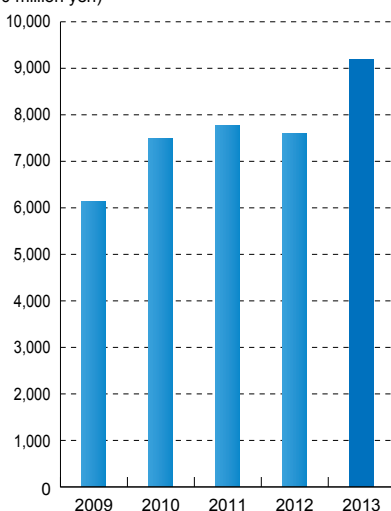
CONTENTS

1	■	Company/Business Overview	P02-04
2	■	Top Commitment	P05-06
3	■	Green Concept	P07
4	■	Environmental Management	P08-12
5	■	Environmental Accounting	P13-14
6	■	Environmentally Friendly Product Development ...	P15-19
7	■	Efforts to Manage Chemical Substances	P20-23
8	■	Efforts Towards an Environmentally Balanced Factory ...	P24-28
9	■	Recycling Activities	P29
10	■	Environmental Communication	P30-32
11	■	Environmental Performance Data	P33-37
		Conclusions	P38

[Company Name]	Calsonic Kansei Corporation
[Headquarters]	2-1917 Nisshin-cho, Kita-ku, Saitama City, Saitama
[Established]	August 1938
[Capital]	¥41.5 billion (as of June 30, 2014)
[Consolidated Subsidiaries]	35 (as of June 30, 2014)
[Affiliates Accounted for under Equity Method]	14 (as of June 30, 2014)
[Stock Exchange Listings]	Tokyo Stock Exchange (1 st Section)
[Businesses]	Manufacture and sale of parts for automobiles and industrial vehicles

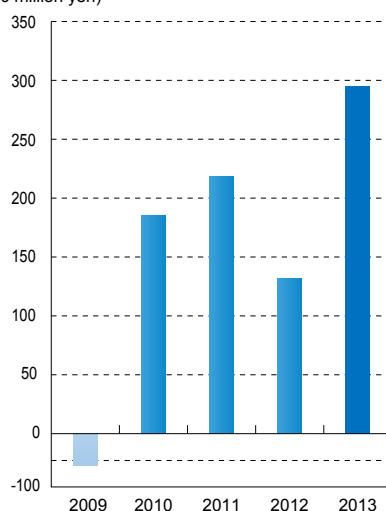
Sales

(100 million yen)



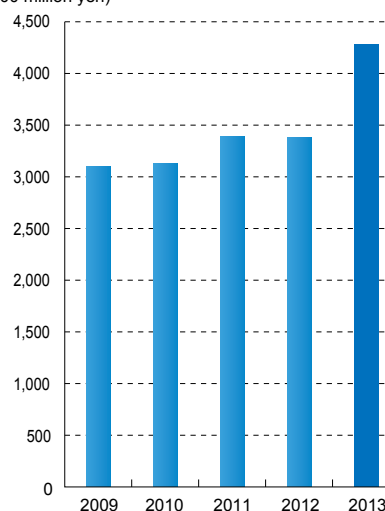
Ordinary profit

(100 million yen)



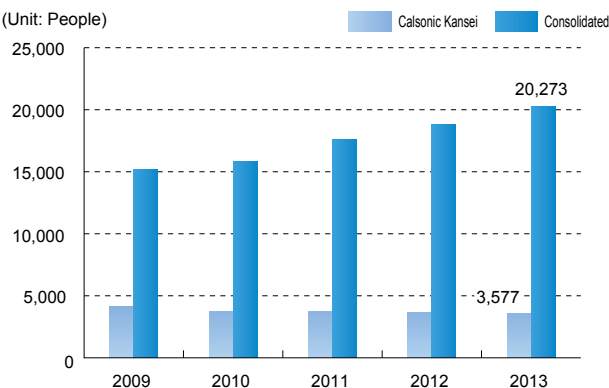
Total assets

(100 million yen)



Number of employees

(Unit: People)



Scope of this Report

■ Organization

Calsonic Kansei Corporation, and its domestic and overseas affiliated companies

■ Period

Data in this report refer to fiscal 2013 (from April 2013 to March 2014), although some activities from fiscal 2014 are also covered.

■ Data

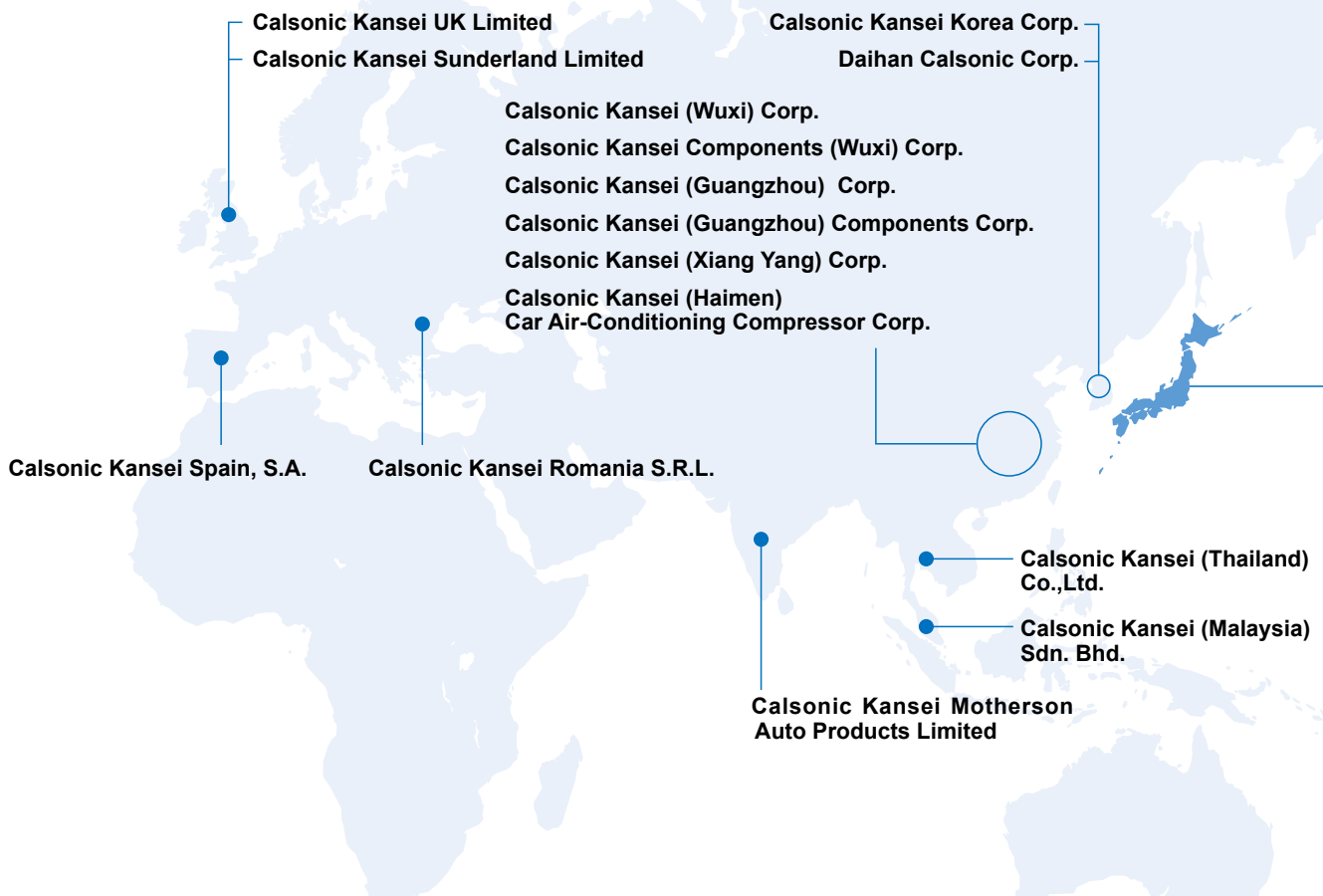
Data are based on the companies (wholly-owned and consolidated subsidiaries) included in the Calsonic Kansei Group's Environmental Management System.

[Guidelines Referred to]

Environmental Reporting Guidelines (The Ministry of the Environment)

Environmental Accounting Guidelines (The Ministry of the Environment)

Calsonic Kansei Group Companies Subject to Consolidated Environmental Management



Major products

Module Products

Designing a set of components or systems as a single unit or module can help reduce the number of parts and overall vehicle weight, and improve fuel efficiency. A good example of the benefits of this approach is increased cabin space created by modularizing the cockpit. Calsonic Kansei is a supplier that can provide modules on a global scale. We are striving to be recognized by automakers as their best partner by developing and manufacturing high-quality modules in cooperation with them.




Cockpit Module (CPM)




Front End Module (FEM)

System Products

Under the slogan of creating comfortable space that is friendly to both the Earth and people, Calsonic Kansei designs and manufactures heaters, coolers, intake blowers and other components needed for air conditioning systems, as well as intake and exhaust systems. Our intake and exhaust systems meet contradictory requirements such as muffling performance, exhaust gas purification performance and engine power performance in a high-level and well-balanced manner.



Air Conditioning System



Exhaust System

<Japan>

- Calsonic Kansei Corporation
- CKK Corporation
- CKF Corporation
- CKP Corporation
- Calsonic Kansei Utsunomiya Corporation
- Calsonic Kansei Iwate Corporation
- Tokyo Radiator Mfg. Co., Ltd.
- Calsonic Kansei Yamagata Corporation



Calsonic Kansei North America, Inc.



Calsonic Kansei Mexicana, S.A.de C.V.

Units and Component Products

Components are the basis of all Calsonic Kansei products. We have always taken on new challenges in technological development toward producing cutting-edge components. We have established a system that enables us to share technologies worldwide and to supply products of uniform quality around the world. We always try to anticipate changing market needs and provide innovative products that meet all the expectations and requirements of our customers.

CPM and Interior Products



Injection Scarfskin



Console Box

Air Conditioner Products



Air Conditioning Unit

Compressor Products



Fixed Capacity Type



Variable Capacity Type

Heat Exchange Products



Radiator



Motor Fan



Condenser

Exhaust Products



Exhaust Manifold Converter



Flexible Tube



Muffler

Electronics/Electric Products



Body Control Module



Meter



Control (integrated switch)

“As a global automotive company, we are inspired to be world-leading in innovation and Monozukuri while contributing to a sustainable society.”



Hiroshi Moriya
President and CEO



Akira Fujisaki
Executive Vice President and Environmental Officer

With our mid-term business plan “CK GX4 T10”, we will strive to develop world-leading environmental technologies/products.

In July 2011, Calsonic Kansei announced its medium-term business plan for fiscal years 2011 to 2016, called “CK GX4 T10” (CK G-by-four T-ten). Under the Plan, we aim to achieve our goals “T10” by implementing the four key initiatives of our growth strategy, namely, the 4Gs-Green, Growth, Global and Great Company. In fiscal year 2014, the fourth year of the Plan, we will make every effort to achieve steady progress, following our roadmap.

■Green

We will develop innovative environmental technologies and products that lead the world. We aim to lead the industry in the development of next-generation environmentally-friendly products, by creating technological synergy with our total energy management technology at the core.

■Growth

We aim to capture demand for compact cars and low-priced cars and expand our business in emerging countries by adopting innovative and aggressive marketing strategies, growth-oriented product and technology development strategies, and regional strategies tailored to each region.

■Global

To achieve true globalization, we strive to develop individuals who can serve as global business leaders and create an organization and corporate culture rich in diversity, through global organizational management, standardization of work processes, and enhancement of Monozukuri capabilities.

■Great Company

To establish a solid foundation that enables us to become a Great Company, we will implement Green, Growth and Global initiatives in a comprehensive manner, thereby achieving the goals set in our medium-term business plan.

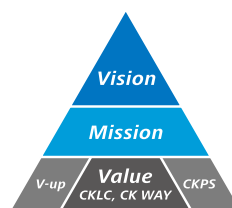
Achieve the goals of T10

- 1) Develop 10 new innovative eco-friendly products that lead the world.
- 2) Achieve global top 10 status in terms of sales.
- 3) Achieve global top 10 status in terms of operating profit.

Our corporate vision is “as a global automotive company, we will be inspired to be world-leading in innovation and Monozukuri, while contributing to a sustainable society”. To become a truly global company that is trusted by all people around the world, we will strive to achieve our mid-term business plan and pursue concerted efforts as a comprehensive automotive parts manufacturer, to promote environmental protection in all aspects of our business activities, from development and design to manufacturing and logistics.



Vision Mission Value



Compliance

Global · Inspired · World Leading Innovation · Sustainable Society

Calsonic Kansei
Driven by Inspiration and Innovation

A *global* automotive company, *inspired* to be *world-leading in innovation* and Monozukuri, while contributing to a *sustainable society*

グローバルな自動車関連企業として、世界をリードする革新とモノづくりに情熱を持って取り組み、持続可能な社会の実現に貢献します

Environmental Protection Efforts

The Calsonic Kansei Group has been undertaking concerted efforts toward achieving the high level targets set out in its medium-term environmental action plan, "Calsonic Kansei Group Green Program 2016 (CKGP2016)", established in fiscal 2011.

As part of these efforts, NESCO-CK (Nissan Energy Saving Collaboration-Calsonic Kansei) activities were introduced in FY 2013, combining the energy saving know-how of CK with that of Nissan Motor Corporation. In FY 2014, while implementing these activities at domestic locations, we also began implementation internationally, beginning with China.

We are promoting environmental protection by striking a balance between environmental protection and financial performance, while at the same time encouraging every employee to become more environmentally conscious in their daily work.

• Environmental Management

In addition to the Product Environmental Committee, Production Engineering Environmental Committee, Environmental Energy Committee, and Environmental Communication Committee, there is also a Global Environment Management Meeting composed of the four regional committees for North America, Europe, China and Japan. To promote consistent environmental management across the Group, the global environmental officers participating in the Meeting share Environmental Policy and plans for entire Group. Over thirty locations domestically and internationally, including the R&D Center of the headquarters have obtained ISO 14001 certification, and by implementing direct and indirect environmental impact evaluations, overall environmental conservation activities are being engaged in from research and design to production and logistics.

• Environmentally friendly product development

We will strive to develop innovative environmental technologies and products that lead the world by implementing Green initiatives identified in our new medium-term business plan. Our accomplishments so far include technology development and commercialization of injection scarfskin, EGR cooler, soft-feel hard instrument panel and battery-cooled brushless motor. We are also actively working on creating more compact and lightweight automobile parts, developing energy/fuel/power-saving products, and developing alternative coolant air conditioning systems.

• Global Warming Prevention and CO₂ Emissions Reduction

We achieved a 35.2% reduction in gross CO₂ emissions from our domestic plants, against the FY 2013 mid-term target of a reduction of 12.5% compared to FY 2005 levels. In addition, overseas footholds reduced CO₂ emissions by 16.4%, which is much higher than the mid-term target of a reduction of 6.0% compared to FY2005 levels.

This successful result was obtained thanks to Monozukuri TdC Revolution (MTCR) activities, as well as Group-wide energy-saving activities such as energy-saving diagnosis and horizontal implementation of good practices, undertaken under the leadership of energy saving teams, which were formed by staff members in charge of energy saving from all plants to promote energy saving.

• Zero Emissions

As a manufacturer that uses limited resources from the earth as raw materials to produce products, we are committed to the effective use of resources. As part of such efforts, we are implementing "zero emissions activities", activities to reduce final disposal of wastes as close to zero as possible, as part of our routine duties. We aim to achieve and maintain zero emissions at all group companies and plants throughout the world. In addition to already having achieved our target of Zero Landfill for domestic bases, as of last fiscal year the completion limit for overseas bases was set as FY 2015. With the FY 2013 target for reducing landfill use to 50%, we are significantly ahead of schedule having already reduced use to 15%.

Green & Comfort 環境と快適性の両立を実現します。

You will make both "Green" and "Comfort" with our products.

コンポーネントからシステムまで新しいクルマの環境を実現へ。
環境と快適性をさらに高度技術を生かして取り組めます。

We will continue to develop innovative technologies to make a wide range of products from components to systems,
and to bring them cars to realize "Green" and "Comfort" as our key missions.

Green

熱マネジメントの革新
Innovation for Thermal Management

電カマネジメントの革新
Innovation for Electric Power Management

フロントエンドの革新
Innovation for Frontend

車内空間の革新
Innovation for Cabin

Comfort

Social Contribution and Harmonious Coexistence with Local Communities

Calsonic Kansei is committed to contributing to building a better society. In line with this commitment, we strive not only to actively disclose environmental information, but also to closely communicate and engage with our stakeholders, thereby deepening mutual understanding and fostering relationships of trust.

We aim not just to contribute to local communities, but also to achieve harmonious coexistence with local communities through a wide range of activities including local environmental protection. Every Calsonic Kansei Group member is determined to be actively involved with efforts to address environmental problems facing the community, in cooperation with local residents.

To Everyone Reading this Report

We regard this Environmental Report as a major communication tool with our stakeholders and the public. However, with the aim of conserving resources, we have discontinued publishing the Environmental Report in printed form, and post information only on our website. We ask for your understanding.

To achieve sustainable corporate development while maintaining harmonious coexistence with society, we place great importance on listening to our customers' needs and comments and addressing issues requiring attention one by one with sincerity.

We hope that readers of this report will gain a better understanding of our environmental policy and activities. To better fulfill our responsibilities to protect the global environment as well as to deepen our communication with all stakeholders, we invite your candid comments and opinions about our activities, for which we thank you most sincerely in advance.

September 2014

3 Green Concept

As a corporate group specializing in the production of automotive components, the Calsonic Kansei Group vigorously promotes group-wide environmental protection activities.

Environmental Policy

The Calsonic Kansei Group Environmental Policy establishes a set of basic principles, in accordance with which all Group companies will promote environmental protection, a common challenge for all humankind. To be trusted by all our stakeholders including customers and society at large, and to contribute to building a sustainable society, we strive to ensure that all Group companies throughout the world share the Policy and act in an environmentally responsible manner in accordance with it.

Environmental philosophy

With the aim of creating a pleasant natural environment and contributing to enriching society, Calsonic Kansei strives to protect the global environment by promoting intellectual innovation through technology integration, while at the same time encouraging its employees to always be aware of the basic principle of harmonious coexistence with nature.

Basic Environmental Policy

To contribute to building a more prosperous society, we strive to protect the environment at every stage of our business activities.

Environmental Policies

- ① Establish an organization that promotes environmental protection activities.
- ② Continuously improve and upgrade the environmental management system.
- ③ Comply with all applicable environmental laws and regulations.
- ④ Conduct environmental audits.
- ⑤ Promote resource-and energy-savings, waste reduction, recycling and streamlined logistics.
- ⑥ Reduce and eliminate the use of hazardous chemical substances.
- ⑦ Develop environmentally friendly products.
- ⑧ Conserve water, air, soil and biodiversity.
- ⑨ Implement environmental activities at our operations in Japan and overseas using the same standards in place at our domestic plants.
- ⑩ Actively disclose environmental information.

Vision, Mission, Value

Vision, Mission, Value show the direction for us to become a Great Company through GX4 T10.

Corporate Vision (Significance of our existence)

As a global automotive company, we are inspired to be world-leading in innovation and Monozukuri, while contributing to a sustainable society.

Mission Statement (Our specific roles)

1.Global

We create the strongest world-wide automotive supplier brand by cohesively blending our diverse cultures into one dynamically agile team.

2.Inspired

We are persistent to invest in the CK core values generating pride, passion, and loyalty in all of our team members.

3.World Leading Innovation

We harness creativity and a Monozukuri spirit from our team members to be first-to-market with high quality products and processes for our customers.

4.Sustainable Society

We are committed to be a socially responsible corporate citizen that brings value to our shareholders, communities, and team members.

CK WAY (Action guidelines followed by every employee)

CK WAY is our Code of Conduct applies to all our employees to achieve our corporate vision, and is essential for us, CK Group, as a source of power for sustainable growth. All our employees are expected to follow it.



Individual

- Challenge
- Independence
- Learning

Task

- Fact-Driven
- Continuous
- Commitment & Target

Team

- Cross Function / Cross Region
- People Oriented
- Diversity
- Transparency

4

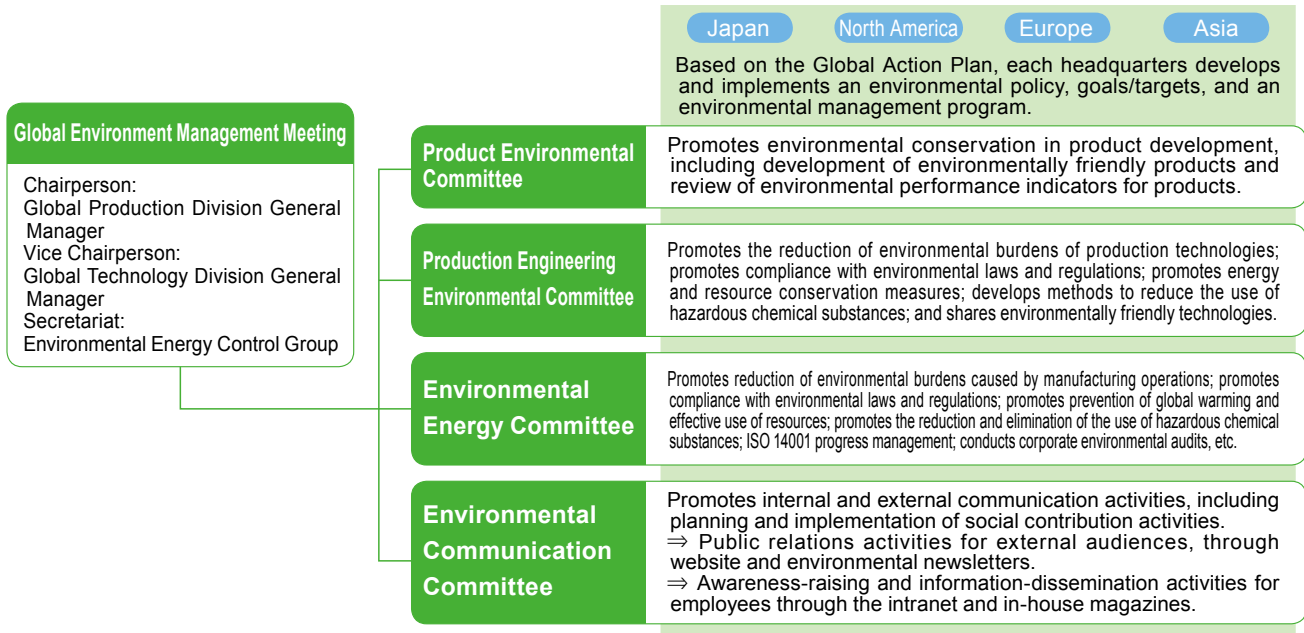
Environmental Management

With the aim of improving the global environment, Calsonic Kansei vigorously promotes environmental management throughout the Group worldwide, and encourages all Group employees to be more environmentally aware in their daily operations.

1 Calsonic Kansei Group Environmental Management Promotion System

To further promote global environmental management, we have been holding the Global Environment Management Meeting. Under the Global Environment Management Meeting, there are four committees. Each of the four committees develops an activity plan in its respective field, which is then presented to the Global Environment Management Meeting. The Meeting discusses and finalizes the Group's Action Plan based on the plans submitted by the committees. The Meeting also follows up the activities in the priority themes and ensures the effective implementation of the Action Plan. We have a system in place to ensure that all environmental management activities, from target setting to implementation, are executed, monitored and evaluated properly.

Organizational Structure and Roles of Each Committee



2 Calsonic Kansei Green Program 2016

As our medium-term plan for environmental conservation for fiscal years 2011 to 2016, we will vigorously implement the plan to achieve the following targets.

Calsonic Kansei Green Program (CKGP) 2016								
Item	Classification	Region	Term	Target				
				FY2013 Plan	FY2013 Results	FY2014 Target	FY2016 Target	
CO ₂ Emissions Reduction (Reduction of energy use) <small>*Reduction of CO₂ emissions per unit for production/logistics (emission per sales) *Reduction of CO₂ emissions per unit from offices (emission per office floor space)</small>	CO ₂ from production	Japan	Upper row Lower row	Single year Mid-term	2% reduction vs FY2012 12.5% reduction vs FY2005	0.3% reduction vs FY2012 35.2% reduction vs FY2005	2% reduction vs FY2013 14.2% reduction vs FY2005	17.6% reduction vs FY2005
		N. America, Europe, Asia	Upper row Lower row	Single year Mid-term	2% reduction vs FY2012 6% reduction vs FY2005	7.4% reduction vs FY2012 16.4% reduction vs FY2005	2% reduction vs FY2013 7.2% reduction vs FY2005	9.7% reduction vs FY2005
	CO ₂ from logistics	Japan	Upper row Lower row	Single year Mid-term	1% reduction vs FY2012 19% reduction vs FY2010	1.8% reduction vs FY2012 23.4% reduction vs FY2010	1% reduction vs FY2013 20% reduction vs FY2010	22% reduction vs FY2010
	CO ₂ from offices	Japan	Upper row Lower row	Single year Mid-term	1% reduction vs FY2012 3% reduction vs FY2010	2.3% reduction vs FY2012 3.5% reduction vs FY2010	1% reduction vs FY2013 4% reduction vs FY2010	6% reduction vs FY2010
Resource Recycling <small>*Reduction of CO₂ emissions per unit (emission per sales)</small>	Waste (Waste + valuable resources)	Japan	Upper row Lower row	Single year Mid-term	2% reduction vs FY2012 22% reduction vs FY2005	2.7% reduction vs FY2012 30.4% reduction vs FY2005	2% reduction vs FY2013 24% reduction vs FY2005	28% reduction vs FY2005
		N. America, Europe, Asia	Upper row Lower row	Single year Mid-term	1% reduction vs FY2012 3% reduction vs FY2010	20.1% reduction vs FY2012 18.3% reduction vs FY2010	1% reduction vs FY2013 4% reduction vs FY2010	6% reduction vs FY2010
Conservation of Water, Air, Soil & Biodiversity <small>*Reduction of water use (water use per sales)</small>	Water use	Japan	Upper row Lower row	Single year Mid-term	1% reduction vs FY2012 18.2% reduction vs FY2009	1.5% increase vs FY2012 15.5% reduction vs FY2009	1% reduction vs FY2013 19.2% reduction vs FY2009	21.4% reduction vs FY2009
		PRTR	Japan	Upper row Lower row	Single year Mid-term	1% reduction vs FY2012 3% reduction vs FY2010	6.7% increase vs FY2012 8.6% increase vs FY2010	1% reduction vs FY2013 4% reduction vs FY2010
Zero Landfill <small>*Reduction of landfill rate (landfill per waste amount)</small>	Landfill waste	N. America, Europe, Asia		Mid-term	50%	15%	3%	0% (Achieving 0 in FY2015)

3 Environmental Action Plan (Fiscal 2013 Targets and Results)

To strengthen group-wide environmental efforts, the Calsonic Kansei Group holds the Global Environment Management Meeting and Environmental Energy Committee Meeting twice a year to exchange information on the implementation status of the Action Plan and achievements.

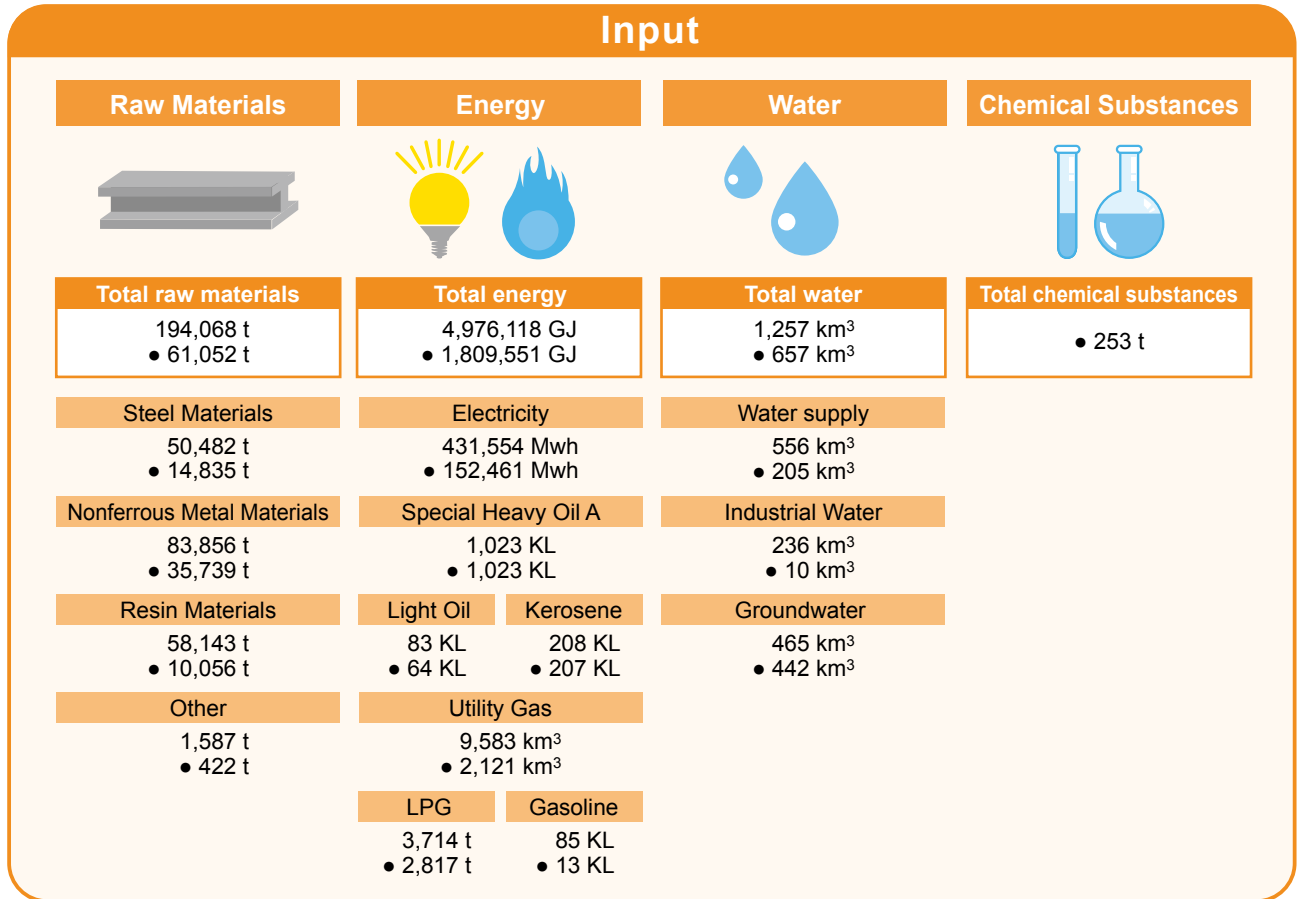
Priority issue	Mid-term Action Plan	
Environmental Management Promotion	Promote acquisition and maintenance of ISO 14001 certification for all Group plants and companies in Japan and overseas.	
	Strengthen group-wide global environmental management promotion system.	
	Enhancement of environmental risk management	Purification and prevention of contamination of soil and groundwater
		Strict control of wastewater quality
	Community partnership activities	Disseminate information on environmental activities undertaken by a production department to earn local communities' trust. Maintain fulfillment rate at 100%.
Green partnership activities	Promote three Environmental Clean Chain Activities (CO ₂ emissions reduction, effective use of resources, and reduction of substances causing environmental burdens) and prevent occurrence of environmental accidents at a production department. Enhance green partnership activities in collaboration with cooperating companies. Maintain fulfillment rate at 100%.	
Reduction of environmental burdens of manufacturing activities	CO ₂ emissions reduction (Reduction of energy use)	<ul style="list-style-type: none"> • Reduction of carbon dioxide (CO₂) emissions (Japan Auto Parts Industries Association [JAPIA] Voluntary Environmental Action Plan) Japan: Reduce 2020 CO ₂ emissions per unit (emissions/sales) by 13% compared to FY 2007 (average 1% reduction per year)
		<ul style="list-style-type: none"> • Reduction of carbon dioxide (CO₂) emissions (CKGP2016) Reduce CO ₂ emissions per unit (total emissions/sales) by the percentages listed below, by FY2016, vs FY2005 Japan: 17.6% reduction North America, Europe & Asia: 9.7% reduction
	Resource recycling	<ul style="list-style-type: none"> • Reduction of waste emissions (waste and valuable resources) (CKGP2016) Reduce waste emissions per unit (total amount of waste emitted/sales) by the percentages listed below, by FY2016 Japan: 28% reduction vs FY2005 North America, Europe & Asia: 6% reduction vs FY2010
		<ul style="list-style-type: none"> • Zero Landfill: Achievement of zero landfilled waste (CKGP2016) Have the landfill ratio of waste (landfilled amount/waste amount) for overseas be 0% by 2015
	Conservation of water, air, soil & biodiversity	<ul style="list-style-type: none"> • Reduction of use of environmentally hazardous substances (CKGP2016) Japan: Reduce environmentally hazardous substance use per unit (total amount of PRTR substances used/sales) by 6% by FY2016 vs FY2010
		<ul style="list-style-type: none"> • Reduction of water use (CKGP2016) Japan: Reduce waster use per unit (total amount of water used/sales) by 21.4% by FY2016 vs FY2009
Development of Environment-Conscious Products	Enhancement of efforts to develop products that address environmental issues	Compliance with laws and regulations, as well as customer requirements, and reduction and elimination of use of regulated chemical substances (Compliance with European ELV Directive) (Compliance with European REACH regulations)
		Reduction of waste (development of easily recyclable products)
		Prevention of global warming (fuel efficiency/energy efficiency)
		Prevention of air pollution (purification of exhaust gas)
		Noise prevention (reduction of noise emissions)
	Evaluation of environmentally friendly products	
	Introducing environment-conscious products into market (CK GX 4T10)	
Green Procurement	Expansion of green procurement	
Environmental Communication	Active disclosure of information on environmental activities	

2013 Target	2013 Results	Page
Improve quality of ISO 14001 activities.	ISO Authentication and Registration at Calsonic Kansei (Xiang Yang) Corp. in January 2014 Conducted CK environmental performance audits for all domestic sites.	12
Enhance CK Group Environmental Management Promotion System.	Strengthened Calsonic Kansei Environment Management Meeting. Improved emergency contact network in case of environmental accidents within Calsonic Kansei Group (Horizontal deployment rate: 100%)	8
Continue and expand soil and groundwater conservation efforts.	Took remedial measures for soil or groundwater contamination that had occurred, as well as preventive measures to prevent future occurrence of soil/groundwater contamination.	23
Manage wastewater quality and exhaust gas emitted from our plants, by setting voluntary targets at 80% of regulation values.	Achieved our voluntary target values.	22
Fulfillment rate of community partnership activities (actual assessment points/standard assessment points): 100%	Achieved community partnership fulfillment rate of 100%. Conducted environmental risk communication by community members, company and government. Conducted cleaning of areas around business sites. Accepted visitors for plant tours and internship of students from local elementary, junior and senior high schools.	30-32
Fulfillment rate of green partnership activities (actual assessment points/standard assessment points): 100%	Achieved green partnership fulfillment rate of 100%. Conducted emergency response training for cooperating companies. Implemented training sessions on prevention of environmental accidents.	
Reduce CO ₂ emissions per unit (emissions/sales) by 2% from FY 2012 level. (Calsonic Kansei + CKK + CKF)	CO ₂ emissions: 44.1% reduction CO ₂ emissions per unit: 62.7% reduction	24-28
Reduction of CO ₂ emissions per unit Japan: 2% reduction vs FY2012 (12.5% reduction vs FY2005) North America, Europe & Asia: 2% reduction vs FY2012 (6% reduction vs FY2005) Introduce NESCO-CK activities	Japan: 0.3% reduction vs FY2012 (35.2% reduction vs FY2005) North America, Europe & Asia: 7.4% reduction vs FY2012 (16.4% reduction vs FY2005) Implemented NESCO-CK activities	
Reduction of waste emissions per unit Japan: 2% reduction vs FY2012 (22% reduction vs FY2005) North America, Europe & Asia: 1% reduction vs FY2012 (3% reduction vs FY2010)	Japan: 2.7% reduction vs FY2012 (30.4% reduction vs FY2005) North America, Europe & Asia: 20.1% reduction vs FY2012 (18.3% reduction vs. FY 2010)	
Overseas landfill ratio 50% or less	Overseas landfill ratio of 15%	28
Japan: 1% reduction of environmentally hazardous substance use per unit vs FY2012 (3% reduction vs. FY 2010)	Japan: 6.7% increase vs FY2012 (8.6% reduction vs FY2010)	22
Japan: 1% reduction of water use per unit vs FY2012 (18.2% reduction vs FY2009)	Japan: 1.5% increase vs FY2012 (15.5% reduction vs FY2009)	28
Reduce VOCs in vehicle cabin interiors. Promote the use of lead-free solder. Ensure compliance with European REACH Regulations.	Continued efforts to reduce VOCs in vehicle cabin interiors. Used lead-free solder for some models. Implemented activities to comply with European REACH Regulations.	20-21
Disclose materials data to customers promptly.	Responded effectively to customer instructions (via IMDS).	
Promote the development of easily recyclable products.	Cockpit front-end modules, Seamless hard instrument panels, Paint-less instrument	15-19
Promote light-weight, fuel efficient/energy efficient products.	Injection molding epidemis, EGR cooler. Cockpit front-end modules, Small, high performance air-conditioning systems, Variable capacity compressors for air-conditioners, Steering members, Printed circuit board harnesses, Built-in oil coolers, EV inverters, EV battery controllers, Lightweight radiators, Charge air coolers, Brushless motors.	
Promote development of products that ensure effective purification of exhaust gas.	New-structure metal supports Urea aqueous tank, DPF	
Promote development of products with low noise emissions	Low noise exhaust system	30-32
Promote the development of environmentally friendly products. Promote the creation of a database for relevant indicators.	Disseminated information on indicators for environmentally friendly products to employees, and started using the indicators. Promoted the development of a system for calculating CO ₂ emissions in the production stage.	
Introduce 5 products into the marketplace in the 2 years of FY 2013 and 2014	Introduced 1 product into the marketplace in FY 2013	23
Enhance Green Procurement Guidelines.	Promoted activities to encourage business partners to agree to and follow our Green Purchase Guidelines.	
Enhance Environmental Report.	Disseminated information on Calsonic Kansei's environmental activities and achievements widely to the public, through Environmental Report.	30-32
Enhance information dissemination activities for external audiences.	Improved the "Environmental Information" section on our website. Communicated our environmental activities to our shareholders through Medium-Term Reports.	

4 Business Activities and Environmental Burden ⇒ Mass Balance

No mark: Calsonic Kansei + domestic and overseas affiliated companies

●: Calsonic Kansei + domestic affiliated companies



Calsonic Kansei Affiliated Group

Press

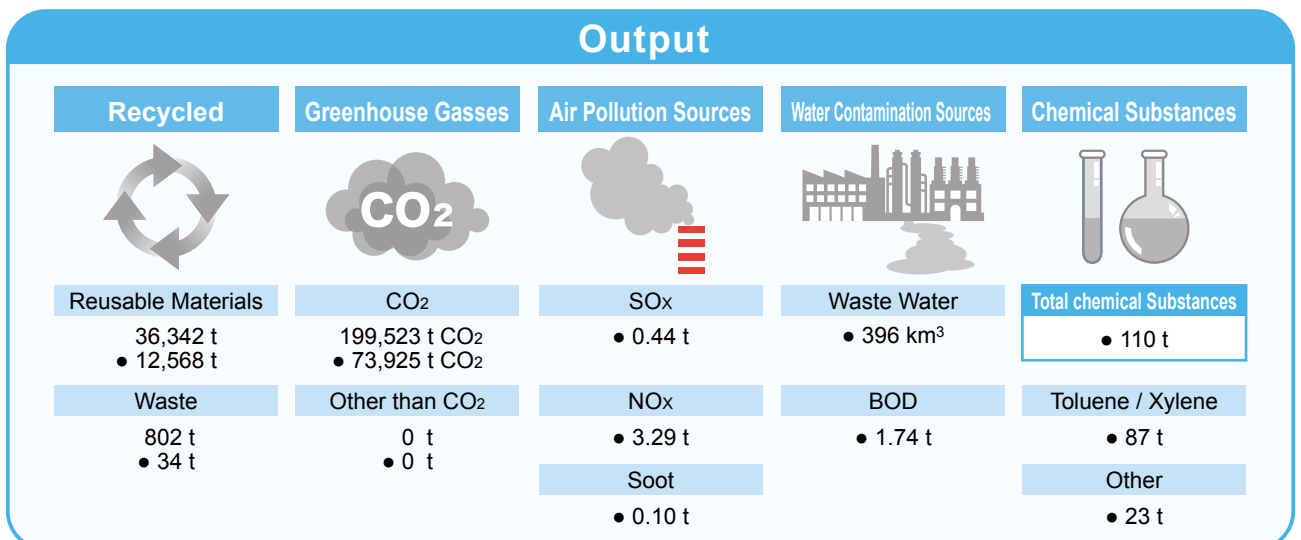
Welding

Resin Molding

Painting

Machining

Assembly



5 Establishing an ISO 14001 Environmental Management System

Promoting the Acquisition of ISO 14001 Certification

Since 1998 the Calsonic Kansei Group has been promoting the acquisition of ISO 14001, an international standard for environmental management systems. All Calsonic Kansei plants, the Testing Research Center, the Research and Development Center of the headquarters, and domestic affiliated companies have been certified. Except for those newly established, all overseas affiliated companies have been certified, with the Group promoting high standards of environmental management on a global scale.

Acquisition Status of Calsonic Kansei Facilities

	Plant	Month/Year first certified
Japan	Gunma Plant	October 1998
	Kodama Plant	January 1999
	Oppama Plant	February 1999
	Yoshimi Plant	December 2001
	Testing Research Center	January 2003
	R&D Center, Headquarters	January 2013

Acquisition Status of Major Overseas Affiliated Companies

	Company	Month/Year first certified
North America	Calsonic Kansei North America, Inc., Shelbyville Plant	September 2001
	Calsonic Kansei North America, Inc., Lewisburg Plant	September 2002
	Calsonic Kansei Mexicana S.A. de C.V., Aguascalientes Plant	March 2005
	Calsonic Kansei Mexicana S.A. de C.V., San Francisco Plant	March 2005
Europe	Calsonic Kansei Sunderland Limited	September 1999
	Calsonic Kansei UK Limited, Washington Plant	October 1999
	Calsonic Kansei UK Limited, Llanelli Plant	January 2002
	Calsonic Kansei Spain, S.A.	February 2000
	Calsonic Kansei Romania S.R.L.	November 2008
Asia	Daihan Calsonic Corp.	April 2004
	Calsonic Kansei Korea Corp.	October 2004
	Calsonic Kansei Malaysia Sdn. Bhd.	August 2007
	Calsonic Kansei (Wuxi) Corp.	August 2007
	Calsonic Kansei (Wuxi) Components Corp.	November 2008
	Calsonic Kansei (Guangzhou) Components Corp.	January 2009
	Calsonic Kansei (Thailand) Co., Ltd.	August 2011
	Calsonic Kansei (Xiang Yang) Corp.	January 2014
	Calsonic Kansei (Haimen) Corp.	Under consideration
	Calsonic Kansei Motherson Auto Products Limited.	Under consideration

Acquisition Status of Major Domestic Affiliated Companies

	Company	Month/Year first certified
Japan	Calsonic Kansei Iwate Corporation	June 1998
	CKK Corporation	March 1999
	Calsonic Kansei Utsunomiya Corporation	May 1999
	CKF Corporation	December 1999
	Tokyo Radiator Mtg. Co., Ltd.	March 2003
	CKP Corporation	March 2004
	Calsonic Kansei Yamagata Corporation	November 2012

Continuous Improvement of Environmental Management System (EMS)

As part of our efforts to continuously improve our environmental management system, we are working to increase the number of internal auditors at each business site. We also conduct internal and external environmental audits on a regular basis; internal audits are carried out under the leadership of the Environmental Energy Control Group of the Headquarters, and external examination are conducted by external agencies.

5 Environmental Accounting

The Calsonic Kansei Group has introduced environmental accounting as a tool for quantitative evaluation of environmental activities and official announcements.

Environmental accounting is a means of publicizing and quantitatively summing up the economic advantages accompanying environmental conservation measures, as well as the benefits and costs of environmental conservation and related activities, and what we publicize in the environmental report fulfills our commitment to explain our business activities to our various stakeholders.

Establishing a quantitative evaluation summary is helpful for enhancing our sustainable business management practices.

Those benefits are summed up quantitatively, and announced to society in the form of environmental accounting through environmental reports. Evaluation of quantitatively calculated results can also assist our environmental management practices.

1 Goals of Environmental Accounting for the Calsonic Kansei Group

1

By actively disclosing quantitative measurement results to local citizens, stockholders, and society in general, we aim to boost the transparency of the environmental activities of our company and help all parties gain an understanding of our corporate stance on the environment.

2

We use the quantification of both costs and amounts that arise from corporate involvement in environmental activities as a means of making further decisions pertaining to the effective promotion of future environmental activities.

3

In order to improve the consciousness of our employees, we established a system that raises environmental awareness, focuses on this awareness, and develops it further through everyday workplace interaction.

2 Status of FY 2013

Environment Conservation Costs

Environmental conservation costs are the investment and expenditures related to our environmental activities measured in monetary units.

(Unit: Million yen)

Environmental Conservation Costs						
Classification	Investments			Expenditures		
	FY 2012	FY 2013	Rise and fall	FY 2012	FY 2013	Rise and fall
1.Costs within each business area for reduction of the environmental burden	129	115	▲ 14	531	565	34
Pollution prevention costs	23	47	24	208	264	56
Environmental conservation costs	76	65	▲ 11	77	61	▲ 16
Resource recycling costs	30	4	▲ 26	246	240	▲ 6
2.Upstream/downstream costs	0	0	0	129	13	▲ 116
3.Management activity costs	4	0	▲ 4	133	130	▲ 3
4.Environmental research and development cost	364	359	▲ 5	3,828	4,147	319
5.Social activities costs	0	0	0	6	6	0
6.Environmental damage treatment cost	0	0	0	15	3	▲ 12
Total	497	474	▲ 23	4,642	4,863	222

*The ▲ indicates a decrease from the previous fiscal year.

Environmental Conservation Effects

Environmental conservation effects are assessed both from the economic aspect, which is evaluated based on the amount of money, and the quantitative aspect, which is evaluated based on the reduction in substances causing environmental burdens.

Evaluation of Quantitative Effects of Environmental Conservation Policies

Classification	FY2012	FY2013	Effect
1.Environmental conservation effects related to resources used in business operations (quantity)			
Total energy use after conversion to CO ₂ (t)	200,319	208,387	8,069
Water consumption (km ³)	1,272	1,337	65
2.Environmental conservation effects related to waste discharged in business operations (quantity)			
Total amount of waste (t)	32,067	36,388	4,321
Amount recycled (t)	30,003	35,586	5,583
Amount disposed (landfilled) (t)	2,064	802	▲1,263
PRTR substances (quantity, discharged) (t)	110	110	0

*The ▲ indicates a decrease from the previous fiscal year.

Economic effects of Environmental Conservation Policies

The economic effects are reported as the sum of the cutbacks in expenditures related to environmental activities (substantial results from energy saving activities etc.) and the income related to environmentally friendly activities (income from selling valuable resources etc.)

(Unit: Million yen)

Classification	FY2012	FY2013	Effect
3.Economic effects of environmental conservation policies	7,403	7,910	507
Reduced costs through energy saving	139	150	11
Reduced costs related to water use	3	1	▲2
Income from selling valuable resources	966	1,018	52
Proceeds from selling environmentally friendly products	6,295	6,742	447

*The ▲ indicates a decrease from the previous fiscal year.

Basic Items

1.Target Period: FY 2012 (April 2012 to March 2013)
FY 2013 (April 2013 to March 2014)

2.Scope of Statistics:

Calsonic Kansei Corporation

Gunma Plant
Oppama plant
Yoshimi Plant
Kodama plant
Experiment Study Center
R&D Center/Headquarters

Domestic affiliated companies

CKK Corporation
CKF Corporation
CKP Corporation
Calsonic Kansei Utsunomiya Corporation
Calsonic Kansei Iwate Corporation
Calsonic Kansei Yamagata Corporation
Tokyo Radiator Mfg Co., Ltd.

Overseas affiliates

North America Calsonic Kansei North America Inc.
Calsonic Kansei Mexicana, S.A. de C.V.
Europe Calsonic Kansei UK Limited
Calsonic Kansei Sunderland Limited
Calsonic Kansei Spain, S.A.
Calsonic Kansei Romania S.R.L.
Daihan Calsonic Corp.
Asia Calsonic Kansei Korea Corp.
Calsonic Kansei affiliates in China
Calsonic Kansei Thailand Co., Ltd.
Calsonic Kansei Malaysia Sdn. Bhd.
Calsonic Kansei MOTHERSON Auto Products Limited

3.Statistical methods:

Basically, we calculate costs in compliance with the guidelines issued by the Ministry of the Environment as a reference.

6

Environmentally Friendly Product

Calsonic Kansei set a “Green” target in its medium-term business plan announced in July 2011.

This means that we aim to lead the industry by creating environmental technologies/ products of the next generation that can lead the world, and release 10 world-leading environmentally friendly products by 2016. In fiscal 2013, we began sales of a battery-cooled brushless motor.

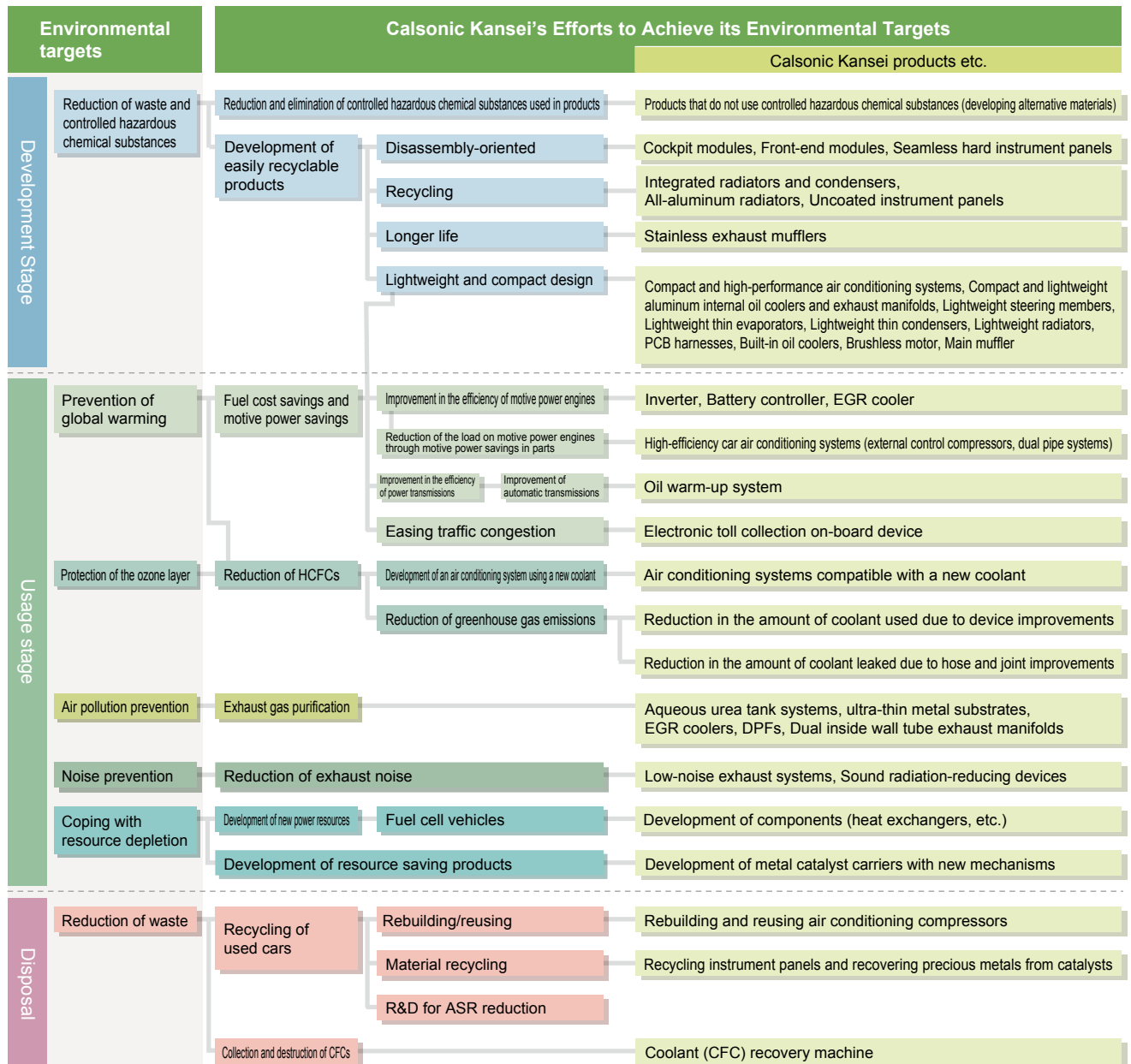
Calsonic Kansei is developing products that can reduce environmental impact throughout their entire life cycles with the concept: “We develop environmentally friendly products”.

When developing environmentally friendly products, we adhere to the requirements of fuel/motive energy efficiency, compact/lightweight design, simplification of recycling processes, elimination/minimization of hazardous chemical substances, etc. To adapt products to these requirements, it is necessary to consider these issues from the first stage of development.

We are promoting the development of products for electric cars, which are the most environmentally friendly motor vehicles on the market.

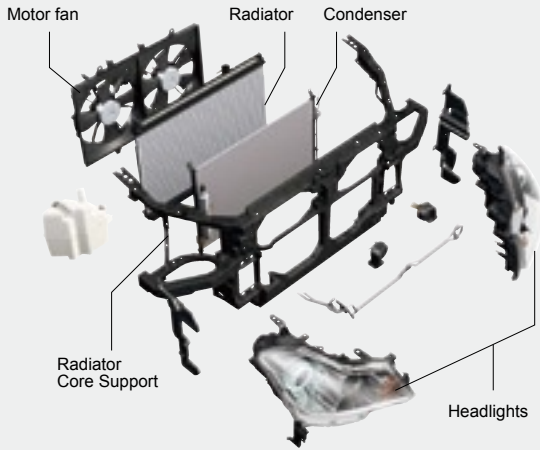
Calsonic Kansei is promoting the development of environmentally friendly products by assessing the environmental aspect, in addition to assessing quality, cost, delivery and patent issues.

1 Calsonic Kansei’s Efforts and Products to Achieve its Environmental Targets



Development

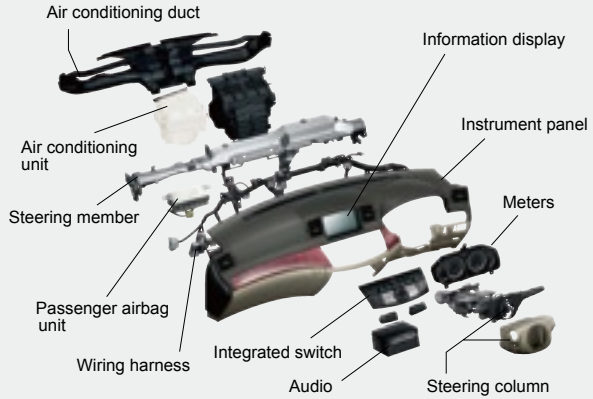
2 Total Reduction of Environmental Burden by Modularization



Frontend Module

The parts in the frontend, such as the radiator, condenser, and various other heat exchangers, are integrated with the core support radiator to act as a support column. We are promoting space-saving and improving the assemblability and disassemblability of vehicles.

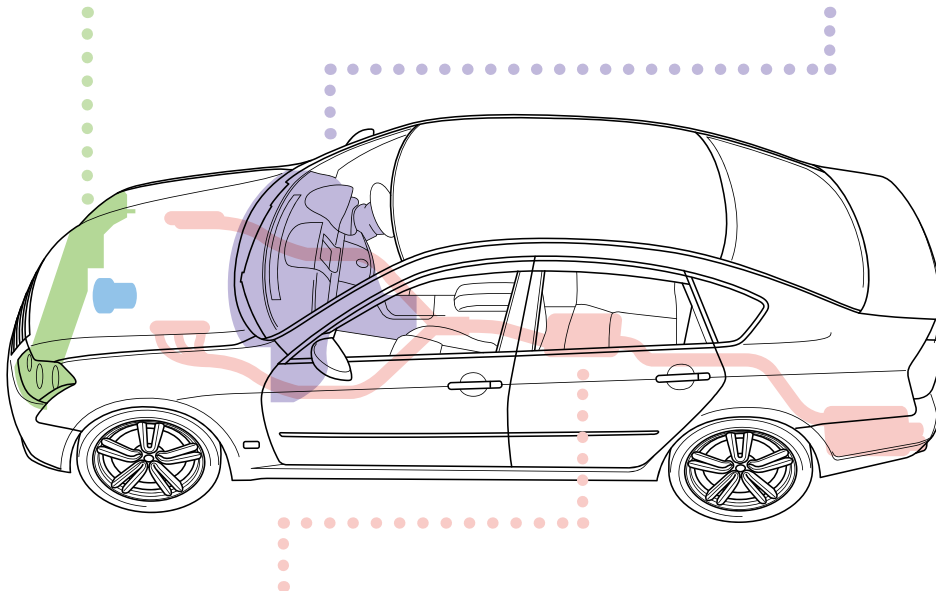
Reduction in the number of parts	35% to 50%
Reduction in weight	5% to 20%



Cockpit Module


The instrument panel, meters, air conditioning unit, airbag, electronic control unit, etc. are combined together with the steering member to form the frame. The keywords for our development work are "lightweight" and "recyclability."

Reduction in the number of part connection points	35%
Reduction in the number of parts	18%
Reduction in weight	5%



Engine Exhaust Module

We are developing systems for the exhaust manifold, catalytic converter, center muffler, rear muffler, finisher, etc. which are highly suitable for exhaust gas purification.



3 Launching of Gx4 (Green) Environmental Products

From FY 2011 to 2013, we launched four types of environmental products.

■ Soft-feel Hard Instrument Panel



- Using low-gloss, high-texture processing, we improved tactility and texture without requiring painting

■ EGR Cooler

(EGR : Exhaust Gas Recirculation)



- Heat exchanger that cools exhaust gas when it is returned to combustion chamber
- Reduce pump loss at the time of intake air and improve fuel efficiency

■ Injection Molding Epidemis



- Great heat efficiency during manufacturing and low CO₂ emission (reduction by 58% compared with powder molding)
- Good material yield and low waste material (50-70% reduction compared with vacuum molding)

■ Brushless Motor



- This quiet, compact battery-cooled brushless motor weighs 45% less than previous products

4 Prevention of Global Warming

We contribute to the improvement of the energy efficiency of vehicles by developing compact and lightweight fuel cost-saving/motive power-saving products. Our weight-saving efforts in particular can be seen in many of our products.

Promoting Compact and Lightweight Vehicle Parts

AT Oil Cooler & Warmer

Reduction in weight

(compared with our conventional products)

30%



Main Muffler

Reduction in weight

(compared with our conventional products)


10%



Development of Fuel Cost-/Motive Power-/Electric Power-Saving Products

■ 64 mm-thick Charge Air Cooler

The resistance of charge air was reduced by 30% (compared with our conventional products). The heat resistance was improved for fuel cost saving and to respond to regulations for exhaust gases from diesel cars.



■Compressors for Car Air Conditioning

Calsonic Kansei contributes to the environment through fuel cost/motive power saving and reduction of CO₂ by offering variable capacity swash plate-type compressors which enable power saving due to continuous variability, as well as fixed capacity vane rotary compressors which realize compact and lightweight design due to their simple shape. In addition, we are promoting the development of compressors for EVs (electric vehicles).

Fixed Capacity Compressor CR06



Variable Capacity Compressor CSV617



■Inverter and Battery Controller for EVs

The inverter features highly efficient control and quick response performance. The battery controller is a device that monitors and controls the state of lithium-ion batteries.

Inverter for EVs



Lithium Ion Battery Controller for EVs




Development of Alternative Technology

■Development of Alternative Refrigerant Air Conditioning Systems

Refrigerants currently used for car air conditioners have caused some concerns with regard to their impact on global warming. We are now developing air conditioning systems that use alternative refrigerants with a very low global warming coefficient.

5 Effective Use of the Earth's Resources

Calsonic Kansei strives to develop products with better disassemblability/recyclability by reducing the number of kinds of materials used, and those which need fewer new resources.



Uncoated Instrument Panel

6 Prevention of Air Pollution/Purification of Vehicle Exhaust Gases

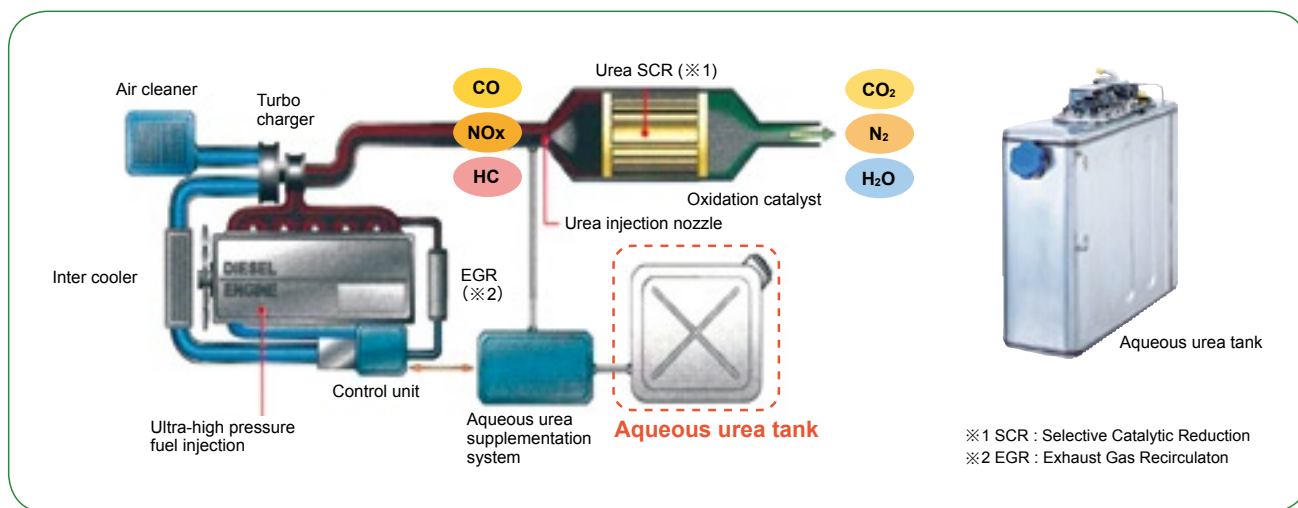
Aqueous Urea Tank - Urea SCR System

The nitrogen oxide (NOx) present in exhaust gases is likely to be produced during complete combustion at high temperatures. By combining this NOx with aqueous urea it can be broken down into harmless water and nitrogen. The urea SCR system utilizes this mechanism to inject aqueous urea during catalysis, greatly reducing the amount of NOx produced.

The aqueous urea tank is an important component that supports the urea SCR system.

As the tank is made from stainless steel, it has excellent rustproof properties and, along with the EGR cooler, intercooler and the aluminum fuel tank, this environmentally friendly product has been developed to meet the various needs of our customers.

This is the first time anywhere in the world that an aqueous urea tank has been mass-produced for vehicle installation and is highly durable and corrosion resistant.



7 Noise Prevention - Reducing Exhaust Noise in Exhaust Parts

By analyzing the silencing elements using elemental technology, and then combining the various elements, we are developing exhaust parts with high levels of silencing performance.



8 LCA Efforts (Product Environmental Impact Evaluation)

By quantitatively evaluating and understanding the environmental impact of products, Calsonic Kansei assesses the appropriateness of product plans, determines whether developmental plans are required or not, and sets priorities for environment-conscious matters during the product design, development and manufacturing processes, etc. and implement suitable environmental measures.

We have already calculated the internal environmental burden per unit for each of the products we make at our manufacturing plants, and we have entered this information into databases as LCA data for self-manufactured products. LCA data are also calculated for selected target vehicle types. In 2006, we started seriously examining how to assess methods for evaluating the environmental aspect of products during the product development process and utilize the results. In 2007, we built a CO₂ emissions-computing system to calculate the CO₂ emission amounts generated during the manufacturing process for each of our products.

7

Efforts to Manage Chemical Substances

Substances that could impact the environment are used in some products, and for the manufacture of items designed to improve the quality of these products. Therefore, there are concerns that these substances could have a significant impact on the environment during the manufacture and use of these products and also when they are discarded.

Global awareness of the environment is now increasing and more requests to reduce/stop using these substances are coming in every year, both from home and abroad.

In response, we are promoting the responsible management of chemical substances (environmentally hazardous substances) by adhering to the laws and regulations of each country, responding promptly to our customers' requests, and setting our own goals voluntarily.

1 Basic Concepts

To achieve responsible risk management for "products", "manufacturing process", "purchased materials" and "processed materials", we adhere to the following fundamental principles: "Use as few harmful chemicals as possible", "eliminate as many harmful substances as possible and change to alternatives" and "properly manage harmful chemicals if they have to be used."

Environmentally Hazardous Substances in Products	<ul style="list-style-type: none"> Reducing the amounts of environmentally hazardous substances used in products Immediate disclosure of the amounts of environmentally hazardous substances used in products
Environmentally Hazardous Substances Used in Manufacturing at Plants	<ul style="list-style-type: none"> Reducing emissions of environmentally hazardous substances used in the manufacturing process Properly managing used chemical substances
Environmentally Hazardous Substances in Purchased Items	<p>Operations for Green procurement</p> <ul style="list-style-type: none"> Confirming the presence of chemical substances used in purchased items Confirming the environmental management of our business partners

2 Environmentally Hazardous Substances in Products

Reducing the Amounts of Environmentally Hazardous Substances Used in Products

Calsonic Kansei doesn't just comply with the legal restrictions of each country. They also set their own goals, manage and use follow-up systems, promote the development of alternative technologies, and work towards reducing the amounts of environmentally hazardous substances used in their products.

Efforts by Calsonic Kansei to Comply with Regulations

Legislation			Calsonic Kansei's Efforts								
Regulations	Substances	Regulatory Schedule	FY 2006	FY 2007	FY 2008	FY 2009	FY 2010	FY 2011	FY 2012	FY 2013	FY 2014
European ELV Directive	Four substances (lead, cadmium, mercury, hexavalent chromium)	Prohibited from July 2003	Compliance completed Except for some exemptions								
	Hexavalent chromium, corrosion coating	Prohibited from July 2007	Compliance completed								
Self-regulations	13 VOC substances found in vehicle interiors	Prohibited/reduced for new cars from July 2007	Compliance completed								
	Applying a Pb-free solder	Prohibited for new cars from January 2016	Currently working towards adoption.								
European REACH Regulations	SVHC*				Effective June 1.	Currently underway.					

*:SVHC stands for "Substance of Very High Concern" and is scheduled to include about 1,500 specific items, such as carcinogenic substances.

Efforts Directed Towards Reducing VOC Levels in Vehicle Interiors

Calsonic Kansei has set goals aimed at reducing and abolishing 13 volatile organic compounds (VOC) such as formaldehyde, toluene and xylene, which are included in the adhesives and coating materials used in car interior products and can cause irritation to the nose and throat. We have set a target for their elimination and a reduction in usage of related materials and coatings. We are now expanding the list of target materials used for these sorts of application.

Materials

- ① Using materials that do not contain formaldehyde
- ② Using adhesives that contain less toluene and xylene

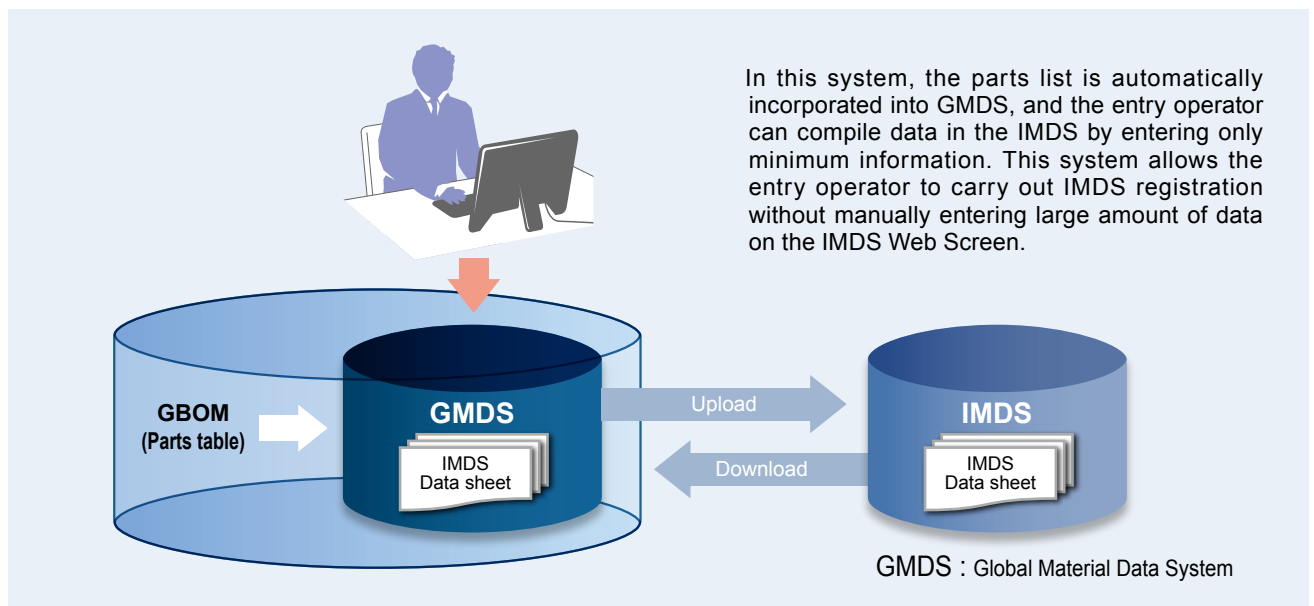
Coatings

- ① Developing/using coatings that contain less toluene and xylene (TX-free coatings)
- ② Developing water-based coatings containing only a small amount of solvent

Immediate Disclosure of the Amount of Environmentally Hazardous Substances Used in Products

All automobile makers now require suppliers, including Calsonic Kansei, to refrain from using prohibited substances and to report the materials and substances used in products through IMDS.

To comply with this request, we have developed and formulated an IMDS entry support system called "GMDS" to promote the prompt disclosure of information to customers.



3 Environmental Efforts at Plants

Reducing Emissions of Volatile Organic Compounds (VOC) from Plants into the Air

Domestic

We are conducting environmental compliance evaluations at each of our bases. In addition, in order to comply with the VOC emission regulations, we have installed thinner collection devices at plants that are subject to control. As a result, our plants continue to operate without violating any regulations.

Overseas

At each of our overseas bases, we are changing over to the use of low-toluene and low-xylene paints.

Support for PRTR Legislation (Calsonic Kansei + Domestic affiliated companies)

In order to confirm the amounts of PRTR-regulated substances discharged, moved and used, and to reduce the environmental burden, we are reducing the amounts of PRTR-regulated substances used by changing coating materials and setting the goal of a 6% reduction in emissions per unit by FY 2016, compared with FY 2010.

Due to the factors listed below, the amounts of PRTR-regulated substances used in FY 2013 increased, and so it was not possible to achieve the target emissions per unit levels.

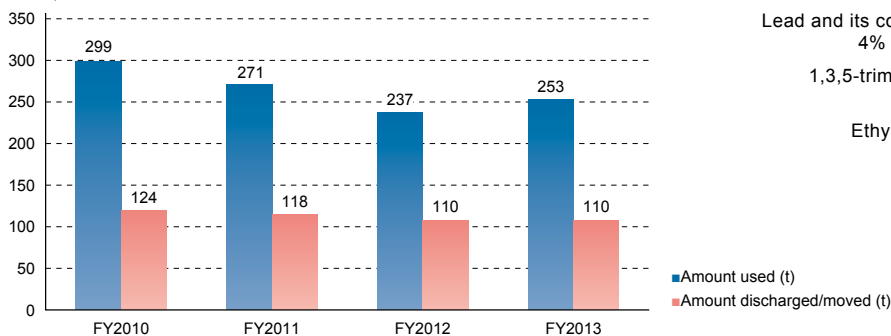
- Increased production involving the painting process led to an increase in solvent used
- Increased production of EGR coolers led to an increase in nickel used

*PRTR (Pollutant Release & Transfer Register), (Act on the Confirmation, etc. of Release Amounts of Specific Chemical Substances in the Environment, published in 1999)

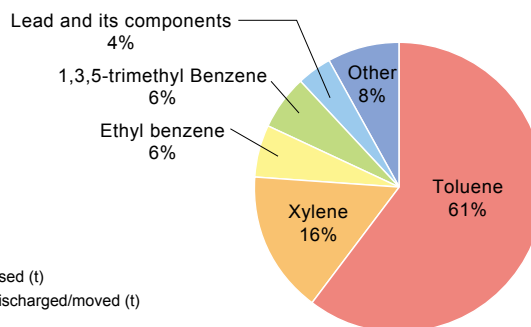
Management Item	FY 2010 (base year) Results	FY 2012 Results	FY 2013 Results	Achievement status	
				Compared with FY 2010	Compared with the Previous Year
Chemical Substances Used (kg)	299,648	237,380	253,356	15% reduction	6.7% increase
Chemical Substances Used Per Unit(kg/hundred million JPY)	72.6	62.2	66.4	8.6% reduction	6.7% increase

Amount Used and Discharged/Moved (Calsonic Kansei + Domestic affiliated companies)

(Unit: ton)



Amount Discharged/Moved in FY 2013 (Total: 110t)



Management of PCB

Appropriate management regulations have been implemented for electrical devices that include PCBs as waste products for special management in accordance with the law. PCBs are also scheduled for prompt disposal, which has already completed at some bases.

Thorough Water Quality Management

We have set our voluntary management targets (80% of the regulatory value) and are conducting stricter management than the law requires.

Thorough Air Quality Management

We can reduce sulfur oxide (SOx) and CO₂ consumption by switching to Special Heavy Oil A fuel (containing only 10% of the sulfur content of Heavy Oil A) as well as converting natural gas for combustion and reducing the amount used by adopting energy-saving activities.

Environmental Contamination Accidents or Grievances

Rules for collecting data on overseas environmental accidents were established in FY 2011 in order to manage them as quickly as possible.

No environmental accidents with the potential to affect the environment at large occurred in FY 2013.

Efforts to Clean up Soil Ground Water and Prevent Contamination

We are addressing the current situation by focusing efforts on plants which have already been contaminated, and we are implementing preventive measures and conducting thorough investigations.

1 Efforts for Advanced Prevention

- Switching from subterranean fuel management to above ground management. (All completed in FY 2003)
- Converting from Special Heavy Oil A to Natural Gas and LPG (including CO₂ reductions)

2 Thorough Surveying

We have already conducted investigations on the soil in each area, including affiliated companies.
We are also conducting an investigation of affiliated company groups.

4 Efforts to Reduce the Amounts of Environmentally Hazardous Substances in Purchased Items

Promotion of Green Procurement

Calsonic Kansei procures various items such as raw materials, indirect materials and component parts and believes that managing all procured items is an important part of the responsible management of environmentally hazardous substances.

We ask for our suppliers' cooperation in following the "Calsonic Kansei Green Procurement Guidelines" that were created in order to comply with the relevant laws and regulations and to accommodate customers' requests. This enables us to continue promoting Green Procurement with our suppliers in order to fulfill our social responsibilities.

Operation for Green Procurement

The "Calsonic Kansei Green Procurement Guidelines" set out legislation stipulating the substances that are to be managed, how to conduct survey reports on chemical substances included in items we have purchased, and evaluations of the environmental management system status of our suppliers.

1 Environmental Efforts for Purchased Items (Materials, Parts, Products, Indirect Materials and Packaging Materials)

- We conduct surveys of the substances included in purchased items (materials, parts, products and packaging materials).
- We confirm that any chemical substances included in purchased items (materials, parts, products and packaging materials) comply with the requirements by using IMDS, SDS, etc.

2 Investigation for the Establishment of Environmental Management Systems

- ① Accreditation for an environmental management system such as ISO 14001 has been acquired.
- ② Accreditation for an environmental management system such as ISO 14001 is being promoted, and a clear plan with a concrete schedule for acquisition has been established.
- ③ Equivalent activities to either of the above are ongoing.

8

Efforts Towards an Environmentally Balanced Factory

The Calsonic Kansei Group is quantitatively evaluating the environmental burden output resulting from its industrial operations, and striving to reduce this burden by gaining a comprehensive understanding of the impact of all operations.

We promote reduced carbon emissions and reduced emissions per unit from the viewpoint of global warming and also promote 100% reuse of resources in order to create zero waste from the viewpoint of the effective use of resources, so that our factories can operate in balance with the environment.

Furthermore, in 2013, same as in 2012, our concerted efforts called "Energy Saving Special Activities" greatly surpassed the original targets and promoted energy management.

1 Prevention of Global Warming

NESCO-CK (Nissan Energy Saving Collaboration-Calsonic Kansei) activities were introduced in FY 2013, combining the energy saving know-how of CK with that of CK's major client, Nissan Motor Corporation. In FY 2014, while implementing these activities at domestic locations, we also began implementation internationally, beginning with China.

Energy-saving diagnoses have been completed at 18 locations including all Calsonic Kansei plants, the Testing Research Center, Research and Development Center of the headquarters and domestic affiliated companies, leading to improvement proposals to reduce total CO2 emissions by 3.3%, with measures being put in place.

Energy-saving diagnoses are underway at main locations for overseas affiliated companies.

Transition of CO2 Emissions from FY 1990 to FY 2013 (Calsonic Kansei + CKK + CKF)

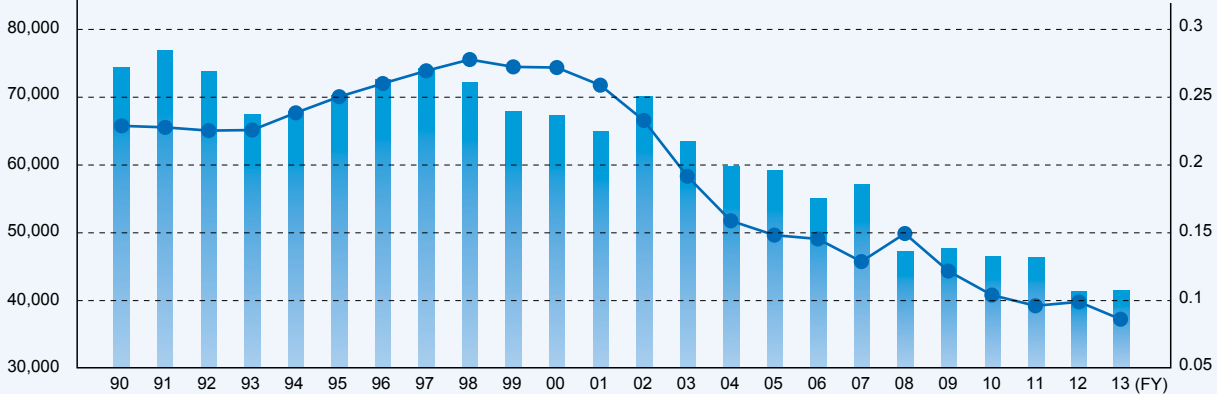
CO2 Reduction Achievements

CO2 emissions were reduced by 44.1% and CO2 emissions per unit were reduced by 62.7% in FY 2013, compared to FY 1990 levels.

Transition of CO2 emissions and CO2 emissions per unit since 1990, compared to FY 1990 levels

(Amount of CO2 emissions: t)

(CO2 emissions per unit: t-co2/million yen)



Management Item	FY 1990 (base year) Results	FY2013 Results	Achievement status
CO2 Emissions (t-CO2)	74,391	41,553	44.1% Reduction
CO2 Emissions per Unit (t-CO2/million yen)	0.229	0.0854	62.7% Reduction

(0.33 was used as the CO2 conversion factor for electricity in comparison with FY 1990)

Overview of Activities until FY 2013 (Calsonic Kansei + Domestic Affiliated Companies)

We are aiming to reduce the amount of CO₂ emissions per unit by 17.6% by FY 2016, compared to FY 2005.

In order to achieve the goal described above, we targeted a 2% reduction in FY 2013, compared to FY 2012. As a result, a 0.3% reduction in CO₂ emissions per unit and a 0.3% reduction in CO₂ emissions were achieved.

Management Item	FY 2005 (base year) Results	FY2012 Results	FY2013 Results	Achievement status	
				Compared with FY 2005	Compared with the Previous Year
CO ₂ Emissions (t-CO ₂)	103,183	74,131	73,925	28.4% Reduction	0.3% Reduction
CO ₂ Emissions per Unit (t-CO ₂ /million yen)	0.2987	0.1942	0.1937	35.2% Reduction	0.3% Reduction

(0.38 was used as the CO₂ conversion factor for electricity in comparison with FY 2005)

Overview and Discussion of Activities

- ① We carried out "Energy-Saving Special Activities" in which all of our bases participated. We also implemented energy-saving diagnosis and extracted and improved energy-saving projects. However, as a result of production volume reduction, we were not able to meet our CO₂ emissions per unit target.
- ② As a result of our "Energy-Saving Special Activities", the Testing Research Center received an award for excellence from the Kanto-District Rational Use of Power Committee. Our headquarters area also received an Award for Rational Use of Power from the Governor of Saitama Prefecture.



Testing Research Center, Kanto-District Rational Use of Power Committee Award



Saitama Prefectural Power Association, Award

Overview of Activities until FY 2013 (Overseas Affiliated Companies)

We are aiming to reduce CO₂ emissions per unit by 9.7% by FY 2016, compared to FY 2005

In order to achieve the goal described above, we targeted a 2% reduction in FY 2013, compared to FY 2012. By promoting reduction activities, a 7.4% reduction in CO₂ emissions per unit was achieved.

Management Item	FY 2005 (base year) Results	FY2012 Results	FY2013 Results	Achievement status	
				Compared with FY 2005	Compared with the Previous Year
CO ₂ Emissions (t-CO ₂)	79,507	117,112	125,598	58% Increase	7.2% Reduction
CO ₂ Emissions per Unit (t-CO ₂ /million yen)	0.2919	0.2635	0.2440	16.4% Reduction	7.4% Reduction

(0.38 was used as the CO₂ conversion factor for electricity in comparison with FY 2005)

Overview and Discussion of Activities

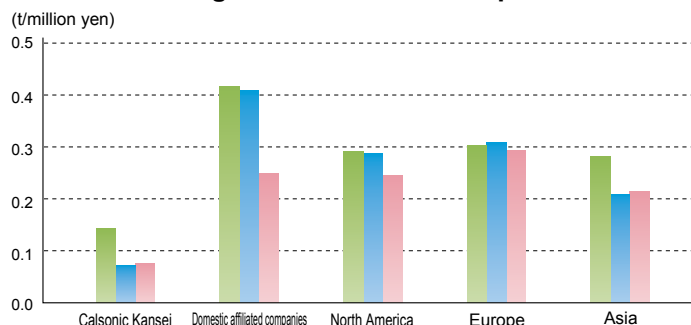
- ① Items extracted by implementing Energy-saving Patrol
- ② Optimized compressors
- ③ High-efficiency & LED lighting, introduction of energy-saving equipment

Regional CO2 Emission Status in FY 2013

We assessed the CO2 emission status of our domestic and overseas affiliated companies.

FY05 FY12 FY13

Transition of Regional CO2 Emissions per Unit

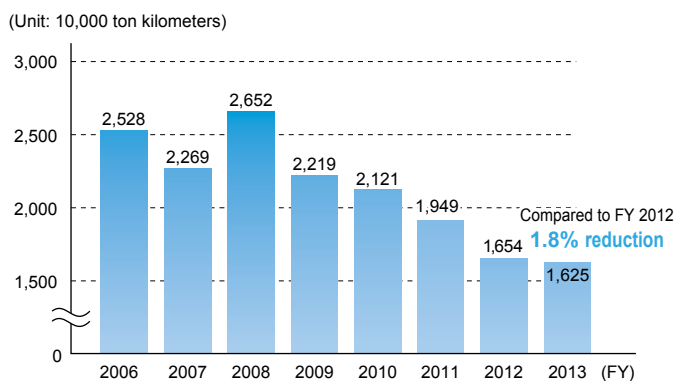


Results (ton-kilometer) at the logistics stage

The right-hand graph shows a result of less than 30 million ton-kilometer, which does not require notification, etc. However, we have drawn up a reduction plan for logistics and we are making efforts to achieve the set goal.

Overview and Discussion of Activities

- ① Promotion of transportation by train
- ② Promotion of sea transportation



2 Natural Resource Conservation Activities

To utilize the planet's limited resources efficiently, we are seeking to achieve zero emissions at all the global business bases of our group, to promote conservation activities, and to reduce the amounts of materials used and waste generated (waste and valuables).

Flowchart Illustrating Reuse Operations for Waste Discharged from Plants

Categories Type	Methods for Handling/Disposal	Disposal Location	Methods for Effective Usage	Recycled Products				
Oil waste (including benzene and waste LLC), Other oily water	Oily water separation	Cement manufacturers Calsonic Kansei (fuel)	Sales of resources (recycled heavy oil)	Fuels, cement, roadbed materials				
High quality paper, newspaper, magazines	Sorting/dissolving	Paper manufacturers	Sales of resources	Toilet paper, etc.				
Cardboard, confidential documents, paper cores	Sorting/dissolving	Paper manufacturers	Sales of resources	Recycled paper, cardboard medium, etc				
Iron scraps and empty cans	Sorting/dissolving	Metal refining manufacturers	Steel-making materials	Steel, non ferrous metals (copper, aluminum, stainless steel) materials				
Oil waste (cooking oil waste)	Separation/recycling	Oleochemical manufacturers	Fuel for oleochemical manufacturers' company cars, feed	Biodiesel fuels, assorted feed				
Fluorescent waste	Crushing/separation	Material manufacturers	Recycled materials for each element	Recycled materials (mercury, glass, metals)				
Glass bottles	Sorting/crushing	Glass manufacturers	Glass materials	Glass bottles				
Waste plastic (soft)	Crushing, volume reduction and solidification	Resin-recycling manufacturers	Boiler fuels	Solid fuels				
Oil waste (oil-bearing waste cloth)	Incineration	Waste heat boiler installation manufacturers	Utilization of waste heat (collecting steam)	Boiler fuels				
Waste plastic	Crushing/separation	General recycling manufacturers	Sorting, steel-making materials, fuels	Ferrous materials, solid fuels, fuels				
Metal scraps (including aluminum chips)	Incineration and fusion	Shaft furnace manufacturers	Shaft furnace-reducing agents	Steel-making materials, roadbed materials (incineration residues)				
Fluorescent waste (crushed pieces)								
Infectious waste								
Glass ceramic scraps								
Sludge								
Oil waste (filter)	Incineration	Shaft furnace manufacturers	Utilization of waste heat (furnace heat reserves) Shaft furnace-reducing agents	Roadbed materials (incineration residues)				
Sludge (flux, grinding residue)								
Dehydrated sludge (filter press)					Shaft furnace manufacturers	Processing granular materials	Raw materials for cement	
Wood scraps					Crushing	Waste wood-recycling manufacturers	Compressed graft cutting	Laminated wood (particle boards)
Wood clippings and grass					Crushing/fermentation	Compost manufacturers	Compost materials	Compost

Overview of Activities until FY 2013 (Calsonic Kansei + Domestic Affiliated Companies)

We are aiming to reduce the amount of waste discharge per unit by 28% by FY 2016, compared to FY 2005

In order to achieve the goal described above, we targeted a 2% reduction in FY 2013, compared to FY 2012. Due to promoting reduction activities, waste discharge per unit reduced by 2.7% compared to the previous year.

Management Item	FY 2005 (base year) Results	FY2012 Results	FY2013 Results	Achievement status	
				Compared with FY 2005	Compared with the Previous Year
Waste discharge (t)	17,433	12,911	12,568	27.9% Reduction	2.7% Reduction
Waste Discharge per Unit (t/million yen)	0.0473	0.0338	0.0329	30.4% Reduction	2.7% Reduction

Waste discharge per unit=Total amount of waste discharge/Sale

Overview and Discussion of Activities

As a result of the following activities, we managed to reduce the waste discharge and waste discharge per unit.

- ① Horizontal development of resource-saving activities
- ② Improvement of poorly performing processes is targeted by promoting MTCR activities in each plant.

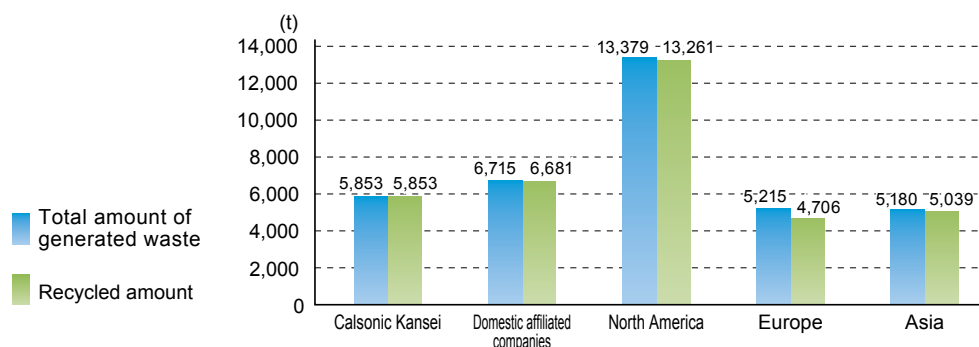
Overview of Activities until FY 2013 (Overseas Affiliated Companies)

We are aiming to reduce the amount of waste discharge per unit by 6% by FY 2016, compared to FY 2010

In order to achieve the goal described above, we targeted a 1% reduction in FY 2013, compared to FY 2012. Due to promoting reduction activities, the amount of waste discharge per unit reduced by 20.1%.

Management Item	FY 2010 (base year) Results	FY2012 Results	FY2013 Results	Achievement status	
				Compared with FY 2010	Compared with the Previous Year
Waste discharge (t)	18,997	20,923	23,775	25.2% Increase	13.6% Increase
Waste Discharge per Unit (t/million yen)	0.04923	0.05029	0.04020	18.3% Reduction	20.1% Reduction

Regional Total for Generated Waste Amount in FY2013



Overview and Discussion of Activities

As a result of the following activities, we managed to reduce the waste discharge and waste discharge per unit.

- ① Horizontal development of resource-saving activities
- ② Improvement of poorly performing processes is targeted by promoting MTCR activities in each plant.

Zero Landfill (reduction of landfilled waste ratio)

We are aiming to reduce the amount of landfilled waste overseas to zero by 2015, with FY 2012 as a base year.

In order to achieve the goal described above, we targeted a reduction to 50% or less in FY 2013. Due to promoting reduction activities, the amount was reduced to 15%.

Management Item	FY 2012 (base year) Results	FY2012 Results	FY2013 Results	Achievement status	
				Compared with FY 2012	Compared with the Previous Year
Landfilled Waste Ratio (%)	84	84	15	82.4% Reduction	82.4% Reduction

Overview and Discussion of Activities

We implemented recycling of instrument panel waste, which had been landfilled before.

3 Water Resources Used and Reduction Measures

Overview of Activities until FY 2013 (Calsonic Kansei + Domestic Affiliated Companies)

We are aiming to reduce the volume of water consumption per unit by 21.4% by FY 2016, compared to FY 2009.

In order to achieve the goal described above, we targeted a 1% reduction in FY 2013, compared to FY 2012. Although we promoted reduction activities, the volume of water consumption per unit increased by 1.5%.

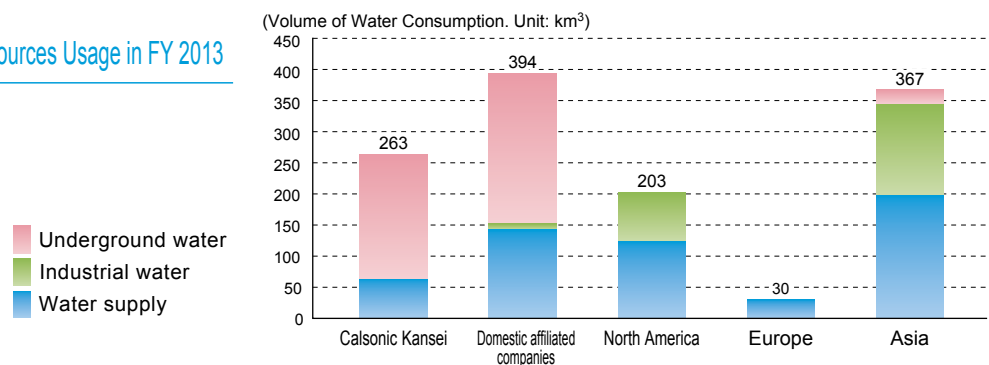
Management Item	FY 2009 (base year) Results	FY2012 Results	FY2013 Results	Achievement status	
				Compared with FY 2009	Compared with the Previous Year
Used water (km ³)	734	647	657	10.5% Reduction	1.5% Increase
Water usage per unit (km ³ /million yen)	2.038	1.695	1.721	15.5% Reduction	1.5% Increase

Overview and Discussion of Activities

We adopted the measures shown below, but due to production volume we did not meet our target for reducing the volume of water consumption.

- ① Checking for leaks
- ② Cyclic use of cooling water

Regional Amount of Water Resources Usage in FY 2013

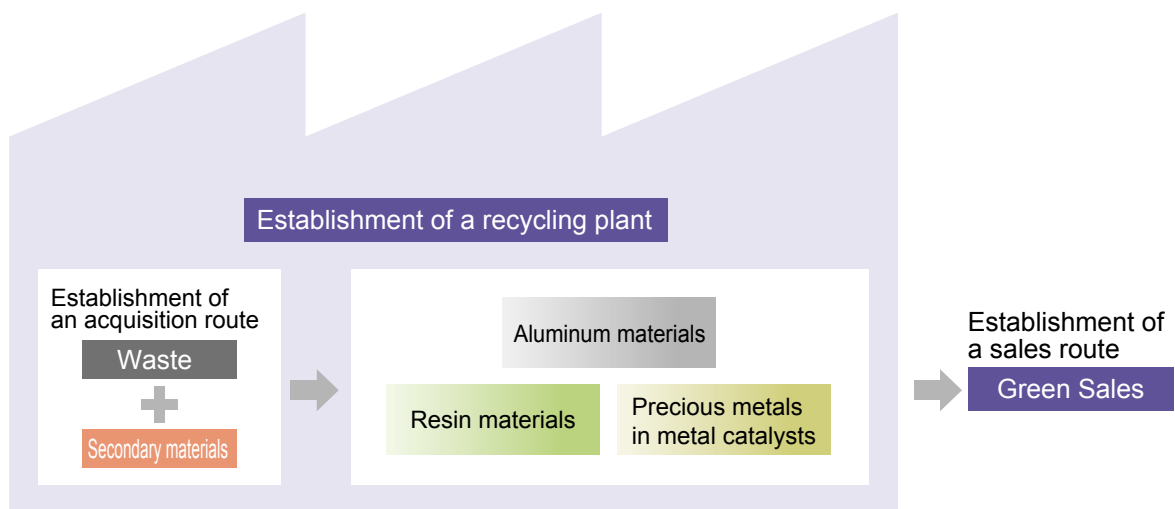


9 Recycling Activities

Calsonic Kansei has been consistently involved in recycling activities as a voluntary initiative for environmental conservation - even though this may affect profits. We will continue to promote recycling activities to meet the needs of a sustainable society.

1 Recycling System of Calsonic Kansei

Calsonic Kansei is promoting in-house recycling activities as well as the recycling of waste generated from outsourced business activities.



2 Activities in FY 2013

1 Secondary Aluminum Alloy

We collect aluminum mill ends, etc., generated in the manufacturing process used to recycle secondary aluminum alloy, and then reuse them for our affiliated companies' aluminum products. This contributes to resource recycling.

2 Collecting and Recycling Precious Metals from Used Catalysts for Purifying Exhaust Gases

We effectively separate and collect "materials containing precious metals (wash coat) that can be used as a valuable resource" from catalysts for purifying automobile exhaust fumes, etc. by using environmentally friendly dry separation devices.



Used catalysts for purifying exhaust gases



Collected powder (containing precious metals)



Precious metal

	Amount of collected and recycled aluminum	Amount of used catalysts collected for purifying exhaust gases
FY 2010 Results	2,630t	13,052units
FY 2011 Results	2,350t	18,422units
FY 2012 Results	2,030t	21,075units
FY 2013 Results	1,915t	19,125units

10 Environmental Communication

Calsonic Kansei is ensuring that it not only discloses environment-related information to society but also communicates with every stakeholder supporting us in order to strengthen relationships and contribute to a trustworthy social framework.

1 Communication with Local Communities and Societies

By ensuring that all employees of the Calsonic Kansei Group commit themselves to solving environmental problems, we are helping to make a better environment, in cooperation with people in the local communities.

1 Environmental Communications with Local Communities

Calsonic Kansei Kodama Plant



In response to a request from the Saitama Prefecture Environment Department Atmospheric Environment Section, we participated in environmental communication at the Honjo City University on June 25. We gave examples of Calsonic Kansei's environmentally friendly products and presented environmental conservation efforts at the Kodama Plant.

CKK Nakatsu Plant



We had an exhibition of environmental activities at the plant open day (Power-up Event).

CKF



We invited local government representatives and companies, and explained CKF's environmental efforts and the results of sewage and other measurements. There was also an on-site explanation of the sewage facilities in the plant, which could affect the neighboring area.

2 Plant Tours and Internship for Students in Local Communities (work experience)

Calsonic Kansei Gunma Plant



Third year students from a Ota high school for handicapped children got to experience the workplace.

CKP Itakura Plant



Students from Itakura High School got to experience the workplace, split into three groups.

Calsonic Kansei Thailand



Students were accepted for internships.

Testing Research Center



As part of information dissemination, when university interns joined a seminar was held to improve understanding of the environmental activities involved in CK products and business activities.

Calsonic Kansei Yoshimi Plant



82 Grade 5 students from Tsurugashima Nagakubo Elementary School toured the Yoshimi Plant.

Calsonic Kansei Iwate



38 first year students from Shiwa High School toured the plant, and we explained the production process and environmental activities.

3 Support of Suppliers for Environmental Activities

CKK Nakatsu Plant



We explained environmental activities to cooperating companies and asked for cooperation in those activities.

Calsonic Kansei Headquarters



We held a supplier policy seminar.

Tokyo Radiator MFG Co., Ltd.



We explained our environmental policy at the 2013 supplier meeting, and requested cooperation for environmental conservation efforts.

4 Cleaning Activities in Local Communities

CKGC Calsonic Kansei Guangzhou Component



We conducted cleaning activities in the area surrounding the plant monthly, to increase environmental awareness.

Calsonic Kansei Iwate



We conducted cleaning activities in the area surrounding the company.

Calsonic Kansei Oppama Plant



The Oppama Plant Environmental Hygiene Committee use their lunch break to clean Hirakata Bay.

Calsonic Kansei R&D Center at Headquarters



We conducted cleaning activities around the JR Miyahara Station and JR Nisshin Station.

Calsonic Kansei Oppama Plant Shonan Module



We conducted cleaning activities in the area around the Nissan Shatai Co., Ltd. Shonan Plant 2.

Calsonic Kansei Yamagata



In cooperation with members of other companies in the Sagae Central Industrial District, we periodically clean and cut the grass in the park located in the district.

5 Tree Planting Activities

Calsonic Kansei North America



We planted 100 oak and maple trees and 20 dogwood trees in Shelbyville and Louisburg.

Calsonic Kansei Mexico



We participated in a forest revitalization event, planting 200 types of plants with support from the local government.

CKP Itakura Plant



As part of community communication efforts, we continue to engage in planting activities.

2 Explanation provided to our Stockholders

We described our environmental efforts in our business report, actively publicizing our environmental conservation activities to our stockholders.

3 Community Partnership Activities & Green Partnership Activities

In FY 2008, Community Partnership Activities and Green Partnership Activities began as part of environmental efforts in the production departments, displaying a completion ratio (%) in order to evaluate each activity. Since we accomplished 100% of our completion ratio in FY 2010, we are now striving to maintain that status.

1 Community Partnership Activities

Community Partnership Activities are activities that promote our environmental efforts to the communities near our plants and to society in general.

Activities	Basic Evaluation Points
Supplying environmental information via our website	25 points
Explaining our environmental efforts to plant visitors	25 points
Explaining our environmental efforts at external lectures, etc.	25 points
Environment-related activities contributing to local communities	25 points
Total	100 points

2 Green Partnership Activities

Community Partnership Activities are activities that promote 3 Environmental Clean Chain Activities and environmental accident prevention in collaboration with cooperating companies.

Activities	Basic Evaluation Points
Conducting activities, targeting cooperating companies which enter the premises of our company.	20 points
Seeking cooperation for 3 Clean Chain Activities and environmental accident prevention activities	20 points
Standardizing the procedure for requesting cooperation and utilizing it.	50 points
A system is in place to promote activities.	10 points
Total	100 points

3 Environmental Clean Chain

- No.1** CO₂ Reduction through CO₂ management
- No.2** Effective use of resources in the production process
- No.3** Reduction of emission of paint VOC, etc. through emission management

4 Communication with Society

We believe that it is essential for companies to disclose their corporate environmental activities and achievements in a timely manner. Therefore, we are publicizing our activities and achievements to the public and various groups by disclosing our environmental report on our website, explaining our activities through IR, etc.

■The efforts made by the Calsonic Kansei Corporation are shown on the Website of Calsonic Kansei Corporation

URL <http://www.calsonickansei.co.jp/>

5 Communication with Employees

We are providing environmental information in a timely manner through the Intranet and by educating our employees, as well as the employees of our affiliated companies.

Calsonic Kansei Corporation

Gunma Plant

Address : 132 Shin-Nakano, Oura-cho, Oura-gun, Gunma

Area : 224,781m²

Buildings : 64,352m²

Major Products: Air-conditioning units, condensers, exhaust products, metal supports



Ordinance and Agreement Items Regarding Waste Water Regulations	Gunma Prefecture Ordinance, Oura Town Agreement, Sewage Law Regulation value	Results	
		Minimum	Maximum
pH	6.5 - 8.5	6.9	7.8
SS	30 mg/l and less	5.5	24.1
BOD	20 mg/l and less	3.7	12.6
N-Hex	3 mg/l and less	0.5 and less	1.6
F	8 mg/l and less	0.5	0.8
Zn	2 mg/l and less	0.1 and less	0.2
P	16 mg/l and less	0.1	0.6
N	120 mg/l and less	0.9	2.9
Cu	3 mg/l and less	0.1 and less	
Ni	-	-	-
Fe	5 mg/l and less	0.1 and less	0.2
COD	-	-	-
E. coli bacteria	3000 and less	31	100
Dichloromethane	0.2 mg/l and less	0.02 and less	
Total volume of water discharge		83.7 (km ³)	
Drain field	Discharged into a river (subsidiary stream of the Tone River)		
BOD average		6.8 (mg/l)	
Amount of pollution load (BOD)		0.57 (t)	
SO _x		-	
NO _x		-	
Soot Dust		-	
CO ₂		16,991 (t)	

Oppama Plant

Address : 18 Natsushima-cho, Yokosuka City, Kanagawa

Area : 22,514m²

Buildings : 17,434m²

Major Products: Exhaust products



Ordinance and Agreement Items Regarding Waste Water Regulations	Kanagawa Prefectural Ordinance, Yokosuka Municipal Ordinance, Sewage Law Regulation value	Results	
		Minimum	Maximum
pH	5.8 - 8.6	7.4	7.8
SS	300 mg/l and less	1.0 and less	3.2
BOD	300 mg/l and less	1.0 and less	7.6
N-Hex	5 mg/l and less	0.5 and less	0.8
F	-	-	-
Zn	1.0 mg/l and less	0.1 and less	0.4
P	6.25 mg/l and less	0.1 and less	
N	50 mg/l and less	1.0	4.0
Cu	1.0 mg/l and less	0.1 and less	0.2
Ni	1.0 mg/l and less	0.1 and less	
Fe	3 mg/l and less	0.1	1.3
COD	-	-	-
E. coli bacteria	-	-	-
Dichloromethane	-	-	-
Total volume of water discharge		6.7 (km ³)	
Drain field		Sewage	
BOD average		1.8 (mg/l)	
Amount of pollution load (BOD)		0.01 (t)	
SO _x		-	
NO _x		0.086 (t)	
Soot Dust		0.019 (t)	
CO ₂		1,508 (t)	

Calsonic Kansei Corporation

Yoshimi Plant

Address : 628 Ooaza-Kumeda, Yoshimimachi, Hiki-gun Saitama

Area : 141,784m²

Buildings : 49,700m²

Major Products: Instrument panels, center consoles



Ordinance and Agreement Items Regarding Waste Water Regulations	Saitama Prefecture Ordinance Regulation value	Results	
		Minimum	Maximum
pH	5.8 - 8.6	6.9	7.7
SS	90 mg/l and less	1.0 and less	11.6
BOD	25 mg/l and less	1.0 and less	10.9
N-Hex	5 mg/l and less	0.5 and less	
F	-	-	-
Zn	-	-	-
P	8 mg/l and less	0.8	5.6
N	60 mg/l and less	3.3	30.6
Cu	-	-	-
Ni	-	-	-
Fe	-	-	-
COD	60 mg/l and less	6.4	15.7
E. coli bacteria	3000 and less	0	
Dichloromethane	-	-	-
Total volume of water discharge		30 (km ³)	
Drain field	Discharged into a river (subsidiary stream of the Ichino River)		
BOD average		3.4 (mg/l)	
Amount of pollution load (BOD)		0.1 (t)	
SO _x	No Sulfur content due to the use of city gas and LPG		
NO _x		0.602 (t)	
Soot Dust		0.007 (t)	
CO ₂		5,798 (t)	

Kodama Plant

Address : 540-7 kyoei, Kodama-cho, Honjo City, Saitama

Area : 51,168m²

Buildings : 15,838m²

Major Products: Electronic control units



Ordinance and Agreement Items Regarding Waste Water Regulations	Saitama Prefecture Ordinance, Honjo Agreement Regulation value	Results	
		Minimum	Maximum
pH	5.8 - 8.6	7.2	7.7
SS	60 mg/l and less	5.0	13.0
BOD	25 mg/l and less	2.0	10.0
N-Hex	30 mg/l and less	3.0 and less	
F	-	-	-
Zn	-	-	-
P	-	-	-
N	-	-	-
Cu	-	-	-
Ni	-	-	-
Fe	-	-	-
COD	160 mg/l and less	3.0	14.0
E. coli bacteria	3000 and less	30 and less	
Dichloromethane	-	-	-
Total volume of water discharge		9 (km ³)	
Drain field	Discharged into a river (subsidiary stream of the Tone River)		
BOD average		4.3 (mg/l)	
Amount of pollution load (BOD)		0.04 (t)	
SO _x		0.054 (t)	
NO _x		0.55 (t)	
Soot Dust		0.004 (t)	
CO ₂		2,907 (t)	

Calsonic Kansei Corporation

Experiment Study Center

Address : 8 Sakae-cho, Sano City, Tochigi

Area : 73,829m²

Buildings : 47,141m²



Ordinance and Agreement Items Regarding Waste Water Regulations	Tochigi Prefectural Ordinance, Sano Municipal Ordinance, Sewage Law Regulation value	Results	
		Minimum	Maximum
pH	5.0 – 9.0	6.8	8.3
SS	600 mg/l and less	1.0 and less	136.0
BOD	600 mg/l and less	1.0 and less	154.0
N-Hex	5 mg/l and less	1.0 and less	2.1
F	-	-	-
Zn	-	-	-
P	-	-	-
N	-	-	-
Cu	-	-	-
Ni	-	-	-
Fe	-	-	-
COD	-	-	-
E. coli bacteria	-	-	-
Dichloromethane	-	-	-
Total volume of water discharge		53.7 (km ³)	
Drain field		Sewage, Misugi River	
BOD average		25.0 (mg/l)	
Amount of pollution load (BOD)		1.34 (t)	
SO _x		-	
NO _x		-	
Soot Dust		-	
CO ₂		6,646 (t)	

R&D Center and Headquarters

Address : 2-1917 Nisshin-cho, Kita-ku, Saitama City, Saitama

Area : 33,047m²

Buildings : 10,704m²



Ordinance and Agreement Items Regarding Waste Water Regulations	Saitama Prefectural Ordinance, Saitama Municipal Ordinance, Sewage Law Regulation value	Results	
		Minimum	Maximum
pH	5.0 – 9.0	7.0	7.5
SS	600 mg/l and less	197.0	400.0
BOD	600 mg/l and less	53.6	362.0
N-Hex	30 mg/l and less	1.0 and less	5.5
F	-	-	-
Zn	-	-	-
P	32 mg/l and less	1.0	5.7
N	240 mg/l and less	5.9	32.4
Cu	-	-	-
Ni	-	-	-
Fe	-	-	-
COD	-	-	-
E. coli bacteria	-	-	-
Dichloromethane	-	-	-
Total volume of water discharge		26.6 (km ³)	
Drain field		Sewage	
BOD average		166.3(mg/l)	
Amount of pollution load (BOD)		4.4 (t)	
SO _x		-	
NO _x		0.184 (t)	
Soot Dust		-	
CO ₂		2,218 (t)	

Domestic Affiliated Companies

CKK (Headquarters and Usa Plant)

Address : 111 Ooaza-Waki, Usa City, Ooita

Area : 99,146m²

Buildings : 19,427m²

Major Products:Instrument panels



Ordinance and Agreement Items Regarding Waste Water Regulations	Ooita Prefectural Ordinance, Usa Municipal Agreement Regulation value	Results	
		Minimum	Maximum
pH	6.0 – 8.6	7.5	7.9
SS	60 mg/l and less	2.0	20.0
BOD	60 mg/l and less	1.0 and less	5.0
N-Hex	2 mg/l and less	1.0 and less	
F	-	-	-
Zn	-	-	-
P	-	-	-
N	-	-	-
Cu	-	-	-
Ni	-	-	-
Fe	-	-	-
COD	60 mg/l and less	3.0	20.0
E. coli bacteria	-	-	-
Dichloromethane	-	-	-
Total volume of water discharge		5.3 (km ³)	
Drain field		Discharged into a river (Yorimo River)	
BOD average		1.5 (mg/l)	
Amount of pollution load (BOD)		0.008 (t)	
SO _x		0.265 (t)	
NO _x		0.791 (t)	
Soot Dust		0.027 (t)	
CO ₂		6,456 (t)	

CKK (Nakatsu Plant)

Address : 150-3 Ooaza-Inumaru, Nakatsu City, Ooita

Area : 48,646m²

Buildings : 17,803m²

Major Products:Air-conditioning units, radiators, exhaust products



Ordinance and Agreement Items Regarding Waste Water Regulations	Ooita Prefectural Ordinance, Nakatsu Municipal Agreement Regulation value	Results	
		Minimum	Maximum
pH	6.0 – 8.5	6.6	7.5
SS	30 mg/l and less	1.0 and less	8.5
BOD	30 mg/l and less	1.0	9.4
N-Hex	5 mg/l and less	0.5 and less	1.2
F	-	-	-
Zn	-	-	-
P	8 mg/l and less	0.74	4.5
N	60 mg/l and less	6.5	29.0
Cu	-	-	-
Ni	-	-	-
Fe	-	-	-
COD	-	-	-
E. coli bacteria	3000 and less	0	
Dichloromethane	-	-	-
Total volume of water discharge		(Living water-purification tanks) 7.2 (km ³)	
Drain field		Discharged into a river (Inumaru River)	
BOD average		4.4 (mg/l)	
Amount of pollution load (BOD)		0.03 (t)	
SO _x		0.125 (t)	
NO _x		0.587 (t)	
Soot Dust		0.0194 (t)	
CO ₂		8,760 (t)	

Domestic Affiliated Companies

CKF

(Headquarters and Nihonmatsu Plant)

Address : 5-1 Sumiyoshi, Nihonmatsu City, Fukushima

Area : 68,400m²

Buildings : 13,800m²

Major Products: Meters, tank units, a variety of sensors, switches



Ordinance and Agreement Items Regarding Waste Water Regulations	Fukushima Prefectural Regulation value	Ordinance, Nihonmatsu Municipal Ordinance	
		Results	
		Minimum	Maximum
pH	5.8 – 8.6	6.7	7.5
SS	70 mg/l and less	1.0 and less	8.4
BOD	25 mg/l and less	1.0 and less	4.6
N-Hex	5 mg/l and less	0.5 and less	
F	-	-	-
Zn	-	-	-
P	-	-	-
N	-	-	-
Cu	-	-	-
Ni	-	-	-
Fe	-	-	-
COD	-	-	-
E. coli bacteria	3000 and less	0	
Dichloromethane	-	-	-
Total volume of water discharge		15.0 (km ³)	
Drain field	Discharged into a river (subsidiary stream of the Abukuma River)		
BOD average		1.8 (mg/l)	
Amount of pollution load (BOD)		0.03 (t)	
SO _x	No Sulfur content due to the use of LPG		
NO _x		0.159 (t)	
Soot Dust		0.018 (t)	
CO ₂		3,369 (t)	

CKF (Tanagura Plant)

Address : 12-1 Gyouinuzuka, Ooaza-Uwadai, Tanagura-machi, Higashi-Shirakawa-gun, Fukushima

Area : 21,682m²

Buildings : 4,781m²

Major Products: Tank units, rotation sensors



Ordinance and Agreement Items Regarding Waste Water Regulations	Fukushima Prefectural Regulation value	Ordinance, Tanagura Town Ordinance	
		Results	
		Minimum	Maximum
pH	5.8 – 8.6	6.9	7.6
SS	200 mg/l and less	1.0 and less	
BOD	160 mg/l and less	1.0 and less	
N-Hex	5 mg/l and less	0.5 and less	
F	-	-	-
Zn	-	-	-
P	-	-	-
N	-	-	-
Cu	-	-	-
Ni	-	-	-
Fe	-	-	-
COD	-	-	-
E. coli bacteria	3000 and less	0	
Dichloromethane	-	-	-
Total volume of water discharge		0.9 (km ³)	
Drain field	Discharged into a river (subsidiary stream of the Abukuma River)		
BOD average		1.0 (mg/l)	
Amount of pollution load (BOD)		0.0009 (t)	
SO _x		-	
NO _x		-	
Soot Dust		-	
CO ₂		151 (t)	

Domestic Affiliated Companies

CKF (Fukushima Plant)

Address : 11-1 Aza-Yamamichi, Arai, Fukushima City, Fukushima

Area : 8,512m²

Buildings : 4,970m²

Major Products: Resin molded parts, sirocco fans, gasoline caps, oil caps



Ordinance and Agreement Items Regarding Waste Water Regulations	Fukushima Prefectural Regulation value	Ordinance, Fukushima Municipal Ordinance	
		Results	
		Minimum	Maximum
pH	5.8 – 8.6	7.4	7.8
SS	200 mg/l and less	2.2	12.0
BOD	160 mg/l and less	10.0	11.0
N-Hex	5 mg/l and less	0.5 and less	
F	-	-	-
Zn	-	-	-
P	-	-	-
N	-	-	-
Cu	-	-	-
Ni	-	-	-
Fe	-	-	-
COD	-	-	-
E. coli bacteria	3000 and less	0	3
Dichloromethane	-	-	-
Total volume of water discharge		3.0 (km ³)	
Drain field	Discharged into a river (subsidiary stream of the Abukuma River)		
BOD average		10.5 (mg/l)	
Amount of pollution load (BOD)		0.03 (t)	
SO _x		-	
NO _x		-	
Soot Dust		-	
CO ₂		771 (t)	

Tokyo Radiator MFG Co., Ltd.

Address : 2002-1 Endo, Fujisawa City, Kanagawa

Area : 88,254m²

Buildings : 41,004m²

Major Products: Radiators, EGR coolers, oil coolers, intercoolers, fuel coolers, oil pans, vacuum tanks, fuel tanks, SCR tanks, etc.



Ordinance and Agreement Items Regarding Waste Water Regulations	Kanagawa Prefectural Regulation value	Ordinance, Fujisawa Municipal Greening Agreement	
		Results	
		Minimum	Maximum
pH	5.8 – 8.6	7.2	7.8
SS	90 mg/l and less	1.0 and less	1.2
BOD	60 mg/l and less	1.0 and less	4.5
N-Hex	5 mg/l and less	0.5 and less	1.0
F	8 mg/l and less	0.8	
Zn	2 mg/l and less	0.1 and less	
P	-	-	-
N	-	-	-
Cu	-	-	-
Ni	-	-	-
Fe	-	-	-
COD	60 mg/l and less	4.5	9.0
E. coli bacteria	-	-	-
Dichloromethane	-	-	-
Total volume of water discharge		273.0 (km ³)	
Drain field	Discharged into a river (subsidiary stream of the Isshiki River)		
BOD average		2.5 (mg/l)	
Amount of pollution load (BOD)		0.68 (t)	
SO _x	No Sulfur content due to the use of city gas		
NO _x		0.33 (t)	
Soot Dust		0.0001 (t)	
CO ₂		11,342 (t)	

Domestic Affiliated Companies

CKP (Sano Plant Area 1)

Address : 765 Aza-Ishihara, Takahagi-cho, Sano City, Tochigi

Area : 12,012m²

Buildings : 5,670m²

Major Products: Resin molded parts, intake, motor fans, liquid tanks, relief valves



Ordinance and Agreement Items Regarding Waste Water Regulations	Tochigi Prefectural Ordinance, Sano Municipal Ordinance	
	Regulation value	Results
pH	5.0 – 9.0	7.0
SS	600 mg/l and less	1.0 and less
BOD	600 mg/l and less	1.0
N-Hex	5 mg/l and less	1.0 and less
F	-	-
Zn	-	-
P	-	-
N	-	-
Cu	-	-
Ni	-	-
Fe	-	-
COD	-	-
E. coli bacteria	-	-
Dichloromethane	-	-
Total volume of water discharge		5.9 (km ³)
Drain field	Discharged into a river (subsidiary stream of the Misugi River)	
BOD average		1.0 (mg/l)
Amount of pollution load (BOD)		0.006 (t)
SO _x		-
NO _x		-
Soot Dust		-
CO ₂		2,450 (t)

CKP (Headquarters, Sano Plant Area 2)

Address : 14-4 Sakae-cho, Sano City, Tochigi

Area : 9,010m²

Buildings : 5,741m²

Major Products: Pressed parts, radiator caps, cup holders, switches, interior assemblies



Ordinance and Agreement Items Regarding Waste Water Regulations	Tochigi Prefectural Ordinance, Sano Municipal Ordinance, Sewage Law	
	Regulation value	Results
pH	5.0 – 9.0	7.1
SS	600 mg/l and less	1.0 and less
BOD	600 mg/l and less	2.5
N-Hex	5 mg/l and less	1.0 and less
F	-	-
Zn	-	-
P	-	-
N	-	-
Cu	-	-
Ni	-	-
Fe	-	-
COD	-	-
E. coli bacteria	-	-
Dichloromethane	-	-
Total volume of water discharge		1.3 (km ³)
Drain field	Sewage	
BOD average		2.5 (mg/l)
Amount of pollution load (BOD)		0.003 (t)
SO _x		-
NO _x		-
Soot Dust		-
CO ₂		368 (t)

Domestic Affiliated Companies

CKP (Itakura Plant)

Address : 7 Aza-Futoi, Ooaza-Ookura, Itakura-cho, Oura-gun, Gunma

Area : 16,500m²

Buildings : 4,161m²

Major Products: Integrated switches for heating air-conditioners, controls, electronic circuits



Ordinance and Agreement Items Regarding Waste Water Regulations	Gunma Prefectural Ordinance, Itakura Town Agreement		
	Regulation value	Results	
		Minimum	Maximum
pH	5.8 – 8.6	6.8	
SS	15 mg/l and less	5.0	
BOD	15 mg/l and less	4.0	
N-Hex	3 mg/l and less	1.0 and less	
F	-	-	-
Zn	-	-	-
P	-	-	-
N	-	-	-
Cu	-	-	-
Ni	-	-	-
Fe	-	-	-
COD	-	-	-
E. coli bacteria	1000 and less	30 and less	
Dichloromethane	-	-	-
Total volume of water discharge		6.1 (km ³)	
Drain field	Discharged into a river (subsidiary stream of the Watarase River)		
BOD average		4.0 (mg/l)	
Amount of pollution load (BOD)		0.02 (t)	
SO _x		-	
NO _x		-	
Soot Dust		-	
CO ₂		1,608 (t)	

CKP (Tochigi Plant)

Address : 144-1 Shimokoyama, Shimono City, Tochigi

Area : 18,886m²

Buildings : 10,497m²

Major Products: Car interior resin parts, instrument panels, consoles, etc



Ordinance and Agreement Items Regarding Waste Water Regulations	Tochigi Prefectural Ordinance, Shimono Municipal Agreement		
	Regulation value	Results	
		Minimum	Maximum
pH	5.8 – 8.6	6.5	6.7
SS	50 mg/l and less	1.0 and less	1.6
BOD	30 mg/l and less	1.0 and less	2.0
N-Hex	5 mg/l and less	0.5 and less	
F	-	-	-
Zn	-	-	-
P	-	-	-
N	-	-	-
Cu	-	-	-
Ni	-	-	-
Fe	-	-	-
COD	30 mg/l and less	2.6	3.1
E. coli bacteria	-	-	-
Dichloromethane	-	-	-
Total volume of water discharge		6.1 (km ³)	
Drain field	Discharged into a river (Sugata River)		
BOD average		1.5 (mg/l)	
Amount of pollution load (BOD)		0.009 (t)	
SO _x		-	
NO _x		-	
Soot Dust		-	
CO ₂		2,234 (t)	

Domestic Affiliated Companies

Calsonic Kansei Utsunomiya (CKU)

Address : 11-6 Kiyohara Industrial Park, Utsunomiya City, Tochigi

Area : 66,100m²

Buildings : 20,864m²

Major Products: Compressors for car air-conditioners, parts



Ordinance and Agreement Items Regarding Waste Water Regulations	Tochigi Prefectural Ordinance, Utsunomiya Municipal Agreement Regulation value	Results	
		Minimum	Maximum
pH	5.8 – 8.6	7.0	8.0
SS	40 mg/l and less	1.0 and less	13.5
BOD	20 mg/l and less	1.0 and less	15.1
N-Hex	5 mg/l and less	0.5 and less	0.8
F	-	-	-
Zn	-	-	-
P	-	-	-
N	-	-	-
Cu	-	-	-
Ni	-	-	-
Fe	-	-	-
COD	20 mg/l and less	3.6	11.4
E. coli bacteria	-	-	-
Dichloromethane	-	-	-
Total volume of water discharge		4.0 (km ³)	
Drain field	Via the Kiyohara Industrial Park Disposal Plant to the Kinu River		
BOD average		5.6 (mg/l)	
Amount of pollution load (BOD)		0.02 (t)	
SO _x		-	
NO _x		-	
Soot Dust		-	
CO ₂		2,273 (t)	

Calsonic Kansei Iwate (CKI)

Address : 1-27-5 Tatekawame, Waga-cho, Kitakami City, Iwate

Area : 23,410m²

Buildings : 9,742m²

Major Products: Compressors for car air-conditioners



Ordinance and Agreement Items Regarding Waste Water Regulations	Iwate Prefectural Ordinance, Kitakami Municipal Agreement Regulation value	Results	
		Minimum	Maximum
pH	5.8-8.6	6.7	7.5
SS	200 mg/l and less	2.0	7.5
BOD	160 mg/l and less	0.5	24.0
N-Hex	5 mg/l and less	0.5	
F	8 mg/l and less	0.005	0.19
Zn	2 mg/l and less	0.041	0.042
P	16 mg/l and less	3.7	7.5
N	120 mg/l and less	30.0	39.0
Cu	3 mg/l and less	0.009	0.011
Ni	-	-	-
Fe	10 mg/l and less	0.05	0.17
COD	160 mg/l and less	5.8	39.0
E. coli bacteria	3000 and less	30	83
Dichloromethane	-	-	-
Total volume of water discharge		7.9 (km ³)	
Drain field	Discharged into a river (Waga River)		
BOD average		7.4 (mg/l)	
Amount of pollution load (BOD)		0.06 (t)	
SO _x		-	
NO _x		-	
Soot Dust		-	
CO ₂		3,659 (t)	

Domestic Affiliated Companies

Calsonic Kansei Yamagata (CKY)

Address : 190 Chuo Industrial Park, Sagae City, Yamagata

Area : 10,616m²

Buildings : 5,077m²

Major Products: Aluminum die casting, parts processing



Ordinance and Agreement Items Regarding Waste Water Regulations	Yamagata Prefectural Ordinance Regulation value	Results	
		Minimum	Maximum
pH	5.8 – 8.6	6.6	7.4
SS	200 mg/l and less	4.8	68.0
BOD	160 mg/l and less	1.0 and less	21.9
N-Hex	5 mg/l and less	0.5 and less	2.4
F	-	-	-
Zn	-	-	-
P	-	-	-
N	-	-	-
Cu	-	-	-
Ni	-	-	-
Fe	-	-	-
COD	-	-	-
E. coli bacteria	-	-	-
Dichloromethane	-	-	-
Total volume of water discharge		14.7 (km ³)	
Drain field	Sagae river		
BOD average		8.0 (mg/l)	
Amount of pollution load (BOD)		0.12 (t)	
SO _x		-	
NO _x		-	
Soot Dust		-	
CO ₂		3,566 (t)	

Conclusions

Thank you for reading the “2014 Calsonic Kansei Environmental Report”.

We have summarized the Calsonic Kansei Group’s efforts for environmental conservation activities in FY 2013 in the “2014 Calsonic Kansei Environmental Report”.

We have stressed the importance of “summarizing the environmental conservation activities of Calsonic Kansei as clearly as possible in this report to all readers” and “describing our updated activities and showing that they comply with all relevant guidelines.”

We have also stopped issuing this report in written form on paper in order to help conserve the environment.

We would like to stay in close communication with you through the Calsonic Kansei Environmental Report, now and in the future.

September 2014

■ Issued by
Environment & Energy Control Group
Calsonic Kansei Corporation
2-1917 Nisshin-cho, Kita-ku, Saitama City, Saitama
331-8501
Issued in September 2014 (annual publication)

■ Next publication
September 2015

■ Contact
Inquiries regarding this report
Environment & Energy Control Group
Calsonic Kansei Corporation
TEL : 048-660-2363 FAX : 048-661-1012

This report is also available on the Website of Calsonic Kansei Corporation
<http://www.calsonickansei.co.jp/>



Calsonic Kansei Corporation

Research and Development Center/Headquarters

2-1917 Nisshin-cho, Kita-ku, Saitama City, Saitama
331-8501, Japan

